




empowering futures2021

Financial Statements for the
Half Year ended June 30, 2021



engro powergen qadirpur



CONTENTS

Company Information	02
Directors' Review on Unaudited Condensed Interim Financial Statements	04
Auditors' Report to the Members on Review of Condensed Interim Financial Statements	05
Unaudited Condensed Interim Financial Statements	06
Directors' Review on Unaudited Condensed Interim Financial Statements (Urdu Version)	20



COMPANY INFORMATION

Board of Directors	Ahsan Zafar Syed - Chairman Shahab Qader - Chief Executive Officer Fauzia Viqar Farooq Barkat Ali Shabbir Hashmi Kaiser Bengali Vaqar Zakaria
Board Audit Committee	Kaiser Bengali - Chairperson Shabbir Hashmi Farooq Barkat Ali
Company Secretary	Sameen Asad
Chief Financial Officer - (Officiating)	Onail Abbas
Corporate Audit Manager	Ekta Sitani
Bankers / Development Finance Institute	Albaraka Bank Ltd Allied Bank Ltd. Bank Alfalah Ltd. Faysal Bank Ltd Habibsons Bank Ltd. London National Bank of Pakistan MCB Bank Ltd. Pak Kuwait Investment Company (Pvt) Ltd. Soneri Bank Ltd. Bank of Punjab Habib Metropolitan Bank Limited
Auditors	A.F. Ferguson & Co. Chartered Accountants State Life Building No. 1-C, I.I. Chundrigar Road Karachi, Pakistan Telephone: +92(21)32426682-6/32426711-5 Fax: +92(21)32415007 / 32427938
Registered Office	16th Floor, The Harbour Front Building, HC-3, Marine Drive, Block- 4, Clifton, Karachi – 75600, Pakistan UAN: +111 211 211 PABX: +92-21-35297501-10
Plant	Engro Powergen Qadirpur Plant Site Deh Belo Sanghari, Taluka, District Ghotki
Share Registrar	FAMCO Associates (Private) Limited 8-F, Next to Hotel Faran, Nursery, Block 6, P.E.C.H.S., Shahra-e-Faisal, Karachi Tel: +92-21-34380101-5 Fax: +92-21-34380106
Website	www.engroenergy.com





engro powergen qadirpur

**DIRECTORS' REVIEW AND
CONDENSED INTERIM
FINANCIAL STATEMENTS (UNAUDITED)
FOR THE HALF YEAR ENDED JUNE 30, 2021**



Engro Powergen Qadirpur Limited
Directors' Review to the Shareholders
Half Year Ended June 30, 2021

The Directors of Engro Powergen Qadirpur Limited (EPQL) are pleased to present the unaudited financial information and a review of the Company's performance for the half year ended June 30, 2021.

Operating Performance

The EPQL Plant demonstrated a billable availability factor of ~100% in 1H 2021 as compared to 99.7% in the same period last year. It dispatched a total Net Electrical Output (NEO) of 394 Gwh to the national grid with a load factor of 43% as compared to 28% in 1H 2020, due to higher offtake from the Power Purchaser.

The Company maintained its high level of commitment towards Health, Safety & Environment (HSE) standards.

Financial Performance

Sales revenue for the period was PKR 4,858 Mn compared to PKR 4,353 Mn in the same period last year. The increase in sales revenue is attributable to higher dispatch during the period, partly offset by lower capacity payments due to debt servicing component no longer being applicable. Consequently, gross profit for the period was lower at PKR 741 Mn as compared to PKR 1,212 Mn in the same period last year.

The Company earned a net profit of PKR 905 Mn in 1H 2021 as compared to PKR 1,310 Mn in 1H 2020. Earnings per share was lower at PKR 2.79 as compared to PKR 4.04 for the same period last year, due to lower capacity payments on the back of debt servicing component no longer being applicable.

Near Term Outlook

EPQL is facing gas curtailment from Qadirpur gas field as it depletes and made its Plant available on mixed mode i.e. comingling of gas and HSD from September 7, 2018 onwards. Under the Implementation Agreement, once gas curtailment reaches a certain point, EPQL is allowed one-time conversion to an alternate fuel. The cost of this conversion is fully recoverable from the Power Purchaser as per the Implementation Agreement. In the meanwhile EPQL is entitled to recover full capacity payments while making the plant available on mixed mode.

The Company is engaged with relevant stakeholders for finalization of an Alternate Fuel solution as gas from Qadirpur field is depleting. Management will continue to actively push towards closure of a viable Alternate Fuel option for the plant.

Despite operating on permeate gas, which was previously being flared, the plant faces risk of low dispatch during winters, due to unfavorable pricing of permeate gas, which adversely impacts its merit order as compared to other plants which are ranked above EPQL. We continue to engage the relevant stakeholders for rationalization of Permeate gas pricing so it can be consumed to its fullest potential

As notified earlier, the Company signed a Master Agreement with power purchaser in February 2021, primarily based on the terms of the MoU, agreed with the notified Committee for negotiation with Independent Power Producers (IPPs). The tariff adjustment application submitted in accordance with the afore-mentioned Master Agreement has been approved by NEPRA, however the outstanding dues that were agreed to be cleared under the agreement, have not been cleared as yet. Management continues to work closely with the relevant ministries and power purchaser for recovery of the outstanding dues as per the terms of the agreement.



Shahab Qader

Chief Executive Officer



Ahsan Zafar Syed

Chairman

Karachi: August 05, 2021





INDEPENDENT AUDITOR'S REVIEW REPORT

To the members of Engro Powergen Qadirpur Limited

Report on review of Interim Financial Statements

Introduction

We have reviewed the accompanying condensed interim statement of financial position of Engro Powergen Qadirpur Limited as at June 30, 2021 and the related condensed interim statement of profit or loss, condensed interim statement of profit or loss and other comprehensive income, condensed interim statement of changes in equity, and condensed interim statement of cash flows, and notes to the financial statements for the half year then ended (here-in-after referred to as the "interim financial statements"). Management is responsible for the preparation and presentation of these interim financial statements in accordance with accounting and reporting standards as applicable in Pakistan for interim financial reporting. Our responsibility is to express a conclusion on these financial statements based on our review.

The figures of the condensed interim statement of profit or loss and the condensed interim statement of profit or loss and other comprehensive income for the quarters ended June 30, 2021 and 2020 have not been reviewed as we are required to review only the cumulative figures for the half year ended June 30, 2021.

Scope of Review

We conducted our review in accordance with International Standard on Review Engagements 2410, "Review of Interim Financial Information Performed by the Independent Auditor of the Entity". A review of interim financial statements consists of making inquiries, primarily of persons responsible for financial and accounting matters, and applying analytical and other review procedures. A review is substantially less in scope than an audit conducted in accordance with International Standards on Auditing and consequently does not enable us to obtain assurance that we would become aware of all significant matters that might be identified in an audit. Accordingly, we do not express an audit opinion.

Conclusion

Based on our review, nothing has come to our attention that causes us to believe that the accompanying interim financial statements are not prepared, in all material respects, in accordance with the accounting and reporting standards as applicable in Pakistan for interim financial reporting.

The engagement partner on the review resulting in this independent auditor's report is Osama Kapadia.

A.F. Ferguson & Co.
Chartered Accountants
Karachi

Date: August 23, 2021

.....
A. F. FERGUSON & CO., Chartered Accountants, a member firm of the PwC network
State Life Building No. 1-C, I.I. Chundrigar Road, P.O. Box 4716, Karachi-74000, Pakistan
Tel: +92 (21) 32426682-6/32426711-5; Fax: +92 (21) 32415007/32427938/32424740; <www.pwc.com/pk>

■ KARACHI ■ LAHORE ■ ISLAMABAD

(Amounts in thousand)

ENGRO POWERGEN QADIRPUR LIMITED
CONDENSED INTERIM STATEMENT OF FINANCIAL POSITION
AS AT JUNE 30, 2021

		Unaudited June 30, 2021	Audited December 31, 2020
		Rupees	
ASSETS	Note		
Non-current assets			
Property, plant and equipment	4	12,327,163	12,685,728
Intangible assets		57,615	60,459
Long-term loans and advances		19,983	23,233
Long-term deposits		2,574	2,574
		<u>12,407,335</u>	<u>12,771,994</u>
Current assets			
Inventories		839,820	853,335
Trade debts	5	9,769,988	7,040,059
Short-term investments		49,713	49,321
Loans, advances, deposits and prepayments		38,034	104,018
Other receivables	6	3,532,802	4,644,272
Taxes recoverable		35,227	34,254
Balances with banks	7	31,918	13,041
		<u>14,297,502</u>	<u>12,738,300</u>
TOTAL ASSETS		<u>26,704,837</u>	<u>25,510,294</u>
EQUITY AND LIABILITIES			
Equity			
Share capital		3,238,000	3,238,000
Share premium		80,777	80,777
Maintenance reserve		227,182	227,182
Unappropriated profit		12,416,687	12,078,318
Hedging reserve		12,016	12,449
Total equity		<u>15,974,662</u>	<u>15,636,726</u>
LIABILITIES			
Non-current liability			
Other payable		145,667	986,605
Current liabilities			
Trade and other payables	8	6,514,775	5,190,675
Unclaimed dividend		22,072	22,575
Accrued interest / mark-up		47,516	55,268
Short-term borrowings	9	4,000,145	3,618,445
		<u>10,584,508</u>	<u>8,886,963</u>
Total liabilities		<u>10,730,175</u>	<u>9,873,568</u>
Contingencies and Commitments	10		
TOTAL EQUITY AND LIABILITIES		<u>26,704,837</u>	<u>25,510,294</u>


The annexed notes from 1 to 20 form an integral part of these condensed interim financial statements.



Onail Abbas
Chief Financial Officer



Shahab Qader
Chief Executive Officer



Ahsan Zafar Syed
Chairman



(Amounts in thousand except for earnings per share)

ENGRO POWERGEN QADIRPUR LIMITED
CONDENSED INTERIM STATEMENT OF PROFIT OR LOSS (UNAUDITED)
FOR THE HALF YEAR ENDED JUNE 30, 2021

	Note	Quarter ended		Half year ended	
		June 30, 2021	June 30, 2020	June 30, 2021	June 30, 2020
		Rupees			
Sales	11	2,526,320	1,551,810	4,857,894	4,353,381
Cost of sales		(2,096,584)	(1,216,567)	(4,117,279)	(3,141,134)
Gross profit		429,736	335,243	740,615	1,212,247
Administrative expenses		(32,362)	(23,622)	(60,940)	(49,700)
Other expenses		(14,900)	(12,959)	(22,511)	(29,931)
Other income		1,455	78,929	2,330	79,459
Profit from operations		383,929	377,591	659,494	1,212,075
Finance income - net		122,153	50,112	246,005	111,917
Workers' profits participation fund	12	-	-	-	-
Profit before taxation		506,082	427,703	905,499	1,323,992
Taxation		(329)	(13,399)	(480)	(14,332)
Profit for the period		<u>505,753</u>	<u>414,304</u>	<u>905,019</u>	<u>1,309,660</u>
Earnings per share - basic and diluted	13	<u>1.56</u>	<u>1.28</u>	<u>2.79</u>	<u>4.04</u>

The annexed notes from 1 to 20 form an integral part of these condensed interim financial statements.

Onail Abbas
Chief Financial Officer

Shahab Qader
Chief Executive Officer

Ahsan Zafar Syed
Chairman



(Amounts in thousand)

ENGRO POWERGEN QADIRPUR LIMITED
CONDENSED INTERIM STATEMENT OF PROFIT OR LOSS AND OTHER
COMPREHENSIVE INCOME (UNAUDITED)
FOR THE HALF YEAR ENDED JUNE 30, 2021

	Quarter ended		Half year ended	
	June 30, 2021	June 30, 2020	June 30, 2021	June 30, 2020
	Rupees			
Profit for the period	505,753	414,304	905,019	1,309,660
Other comprehensive loss :				
Item that may be reclassified subsequently to profit or loss:				
Hedging reserve - reclassified to profit or loss	(218)	(218)	(433)	(436)
Total comprehensive income for the period	<u>505,535</u>	<u>414,086</u>	<u>904,586</u>	<u>1,309,224</u>


The annexed notes from 1 to 20 form an integral part of these condensed interim financial statements.



Onail Abbas
Chief Financial Officer



Shahab Qader
Chief Executive Officer



Ahsan Zafar Syed
Chairman



(Amounts in thousand)

ENGRO POWERGEN QADIRPUR LIMITED
CONDENSED INTERIM STATEMENT OF CHANGES IN EQUITY
FOR THE HALF YEAR ENDED JUNE 30, 2021

	Reserves					Total
	Capital		Revenue			
	Share capital	Share premium	Maintenance reserve	Unappropriated profit	Hedging reserve	
	Rupees					
Balance as at January 1, 2020 (Audited)	3,238,000	80,777	227,182	10,403,899	13,325	13,963,183
Total comprehensive income for the half year ended June 30, 2020	-	-	-	1,309,660	(436)	1,309,224
Balance as at June 30, 2020 (Unaudited)	3,238,000	80,777	227,182	11,713,559	12,889	15,272,407
Total comprehensive income for the half year ended December 31, 2020	-	-	-	769,510	(440)	769,070
Transactions with owners						
Interim dividend for the year ended December 31, 2020 @ Rs. 1.25 per share	-	-	-	(404,751)	-	(404,751)
Balance as at December 31, 2020 (Audited)	3,238,000	80,777	227,182	12,078,318	12,449	15,636,726
Total comprehensive income for the half year ended June 30, 2021	-	-	-	905,019	(433)	904,586
Final dividend for the year ended December 31, 2020 @ Rs. 1.75 per share	-	-	-	(566,650)	-	(566,650)
Balance as at June 30, 2021 (Unaudited)	<u>3,238,000</u>	<u>80,777</u>	<u>227,182</u>	<u>12,416,687</u>	<u>12,016</u>	<u>15,974,662</u>

The annexed notes from 1 to 20 form an integral part of these condensed interim financial statements.



Onail Abbas
Chief Financial Officer



Shahab Qader
Chief Executive Officer



Ahsan Zafar Syed
Chairman



(Amounts in thousand)

ENGRO POWERGEN QADIRPUR LIMITED
CONDENSED INTERIM STATEMENT OF CASH FLOWS (UNAUDITED)
FOR THE HALF YEAR ENDED JUNE 30, 2021

	Note	Half year ended	
		June 30, 2021	June 30, 2020
		Rupees	
CASH FLOWS FROM OPERATING ACTIVITIES			
Cash generated from operations	14	375,363	2,302,195
Taxes paid		(1,453)	(1,447)
Interest received		675	8,728
Long-term loans, advances and deposits - net		11,029	9,937
Net cash generated from operating activities		385,614	2,319,413
CASH FLOWS FROM INVESTING ACTIVITIES			
Purchase of property, plant and equipment		(27,055)	(4,436)
Purchase of intangible assets		(16,167)	(39,928)
Proceeds from disposal of property, plant and equipment		7,482	-
Investments made during the period		(149,704)	(1,800,227)
Investments matured/encashed during the period		151,210	1,850,190
Net cash (utilised in) / generated from investing activities		(34,234)	5,599
CASH FLOWS FROM FINANCING ACTIVITIES			
Repayments of long-term borrowings		-	(916,362)
Finance cost paid		(147,050)	(284,202)
Dividends paid		(567,153)	(485,982)
Net cash utilised in financing activities		(714,203)	(1,686,546)
Net (decrease) / increase in cash and cash equivalents		(362,823)	638,466
Cash and cash equivalents at beginning of the period		(3,605,404)	(3,700,454)
Cash and cash equivalents at end of the period	15	(3,968,227)	(3,061,988)

The annexed notes from 1 to 20 form an integral part of these condensed interim financial statements.



Onail Abbas
Chief Financial Officer



Shahab Qader
Chief Executive Officer



Ahsan Zafar Syed
Chairman



ENGRO POWERGEN QADIRPUR LIMITED
NOTES TO THE CONDENSED INTERIM FINANCIAL STATEMENTS (UNAUDITED)
FOR THE HALF YEAR ENDED JUNE 30, 2021

1. LEGAL STATUS AND OPERATIONS

- 1.1 Engro Powergen Qadirpur Limited (the Company), is a public listed company, incorporated in Pakistan, and its shares are quoted on the Pakistan Stock Exchange Limited. The Company is a subsidiary of Engro Energy Limited (the Holding Company), which is a wholly owned subsidiary of Engro Corporation Limited (the Holding Company). Engro Corporation Limited is a subsidiary of Dawood Hercules Corporation Limited (the Ultimate Parent Company).
- 1.2 The Company was established with the primary objective to undertake the business of power generation and sale. The Company owns a 217.3 MW combined cycle power plant and commenced commercial operations on March 27, 2010. The electricity generated is transmitted to the National Transmission and Despatch Company (NTDC) under the Power Purchase Agreement (PPA) dated October 26, 2007. This PPA is for a period of 25 years.
- 1.3 The business units of the Company include the following:

Business Unit	Geographical Location
Head office (registered office)	16th floor, Harbour Front Building, Plot Number HC-3, Marine Drive, Block 4, Scheme No. 5, Clifton, Karachi.
Power plant	Deh Belo Sanghari, Ghotki, Sindh

- 1.4 On August 13, 2020, the Company, along with other Independent Private Power Producers ("IPPs") representing the 2002 Power Policy projects (collectively referred to as the "Parties"), signed a Memorandum of Understanding (MOU) with the Committee for negotiations with IPPs. The Board of Directors of the Company in their meeting dated August 17, 2020 in-principle approved the terms of this MOU. In line with the understanding reached in the MOU, the Company and Central Power Purchasing Agency (Guarantee) Limited (the "Parties") entered into a binding agreement on February 11, 2021, based on the terms of the MOU. Under key terms of the agreement, all undisputed outstanding amounts due and payable to the Company under the power purchase agreement, as on 30th November 2020, will be paid in two (2) instalments (each instalment comprising of one-third cash and two-thirds government issued PIBs and Sukuks). Further, in the larger national interest, the Company has agreed to a prospective reduction in the tariff component, whereby the Return on Equity ("RoE") and the Return on Equity During Construction ("RoEDC") will be fixed at 17% per annum in PKR (on NEPRA approved equity at Commercial Operation Date for RoE and RoEDC, calculated at USD/PKR exchange rate of PKR 148/USD, with no future USD indexation. However, this Revised RoE and RoEDC shall become applicable and shall apply for the remainder of the term of the Power Purchase Agreement, when the applicable exchange rate under the present Tariff reaches PKR 168/USD and payment (instalment) is received. Till then the existing tariff for RoE and RoEDC, together with the applicable indexations, shall continue to be applied. In addition, fuel and O&M shall be taken as one consolidated line item and any future net savings shall be shared 60:40 in favour of the power purchaser and the Company respectively.



2. BASIS OF PREPARATION

2.1 These condensed interim financial statements have been prepared in accordance with the accounting and reporting standards as applicable in Pakistan for interim financial reporting. The accounting and reporting standards as applicable in Pakistan for interim financial reporting comprise of:

- International Accounting Standard 34, 'Interim Financial Reporting', (IAS 34), issued by the International Accounting Standards Board (IASB) as notified under the Companies Act, 2017 (the Act); and
- Provisions of and directives issued under the Act.

Where the provisions of and directives issued under the Act differ with the requirements of IAS 34, the provisions of and directives issued under the Act have been followed.

2.2 These condensed interim financial statements do not include all the information required for annual financial statements and, therefore, should be read in conjunction with the audited annual financial statements of the Company for the year ended December 31, 2020.

3. SUMMARY OF SIGNIFICANT ACCOUNTING POLICIES, ACCOUNTING ESTIMATES, JUDGEMENTS AND RISK MANAGEMENT

3.1 The accounting policies and the methods of computation adopted in the preparation of these condensed interim financial statements are consistent with those applied in the preparation of the annual financial statements for the year ended December 31, 2020.

The financial risk management objectives and policies of the Company are also consistent with those disclosed in the audited financial statements of the Company for the year ended December 31, 2020.

3.2 The preparation of these condensed interim financial statements in conformity with the approved accounting and reporting standards requires the management to make estimates, judgments and assumptions that affect the reported amounts of assets and liabilities, income and expenses. These estimates, judgments and associated assumptions are based on historical experience and various other factors that are believed to be reasonable under the circumstances and are reviewed on an ongoing basis. Revisions to accounting estimates are recognised in the period in which the estimate is revised if the revision affects only that period, or in the period of revision and future years if the revision affects both current and future periods.

The significant estimates, judgments and assumptions made by the management in the preparation of these condensed interim financial statements are the same as those that were applied in the audited financial statements of the Company as at and for the year ended December 31, 2020.

3.3 There are certain amendments to published International Financial Reporting Standards and interpretations that are mandatory for the financial year beginning on January 1, 2021. These are considered not to have any significant effect on the Company's financial reporting and operations and are, therefore, not disclosed in these condensed interim financial statements.

3.4 Taxes on income in the interim periods are accrued using the tax rate that would be applicable to expected total annual profit or loss.

3.5 The Securities and Exchange Commission of Pakistan (SECP) through its S.R.O dated September 2, 2019 notified that in respect of companies holding financial assets due from the Government of Pakistan, the requirements contained in IFRS 9 with respect to application of Expected Credit Losses (ECL) method shall not be applicable till June 30, 2021.

Therefore, the requirements of IFRS 9 with respect to the ECL shall be applicable from July 1, 2021 which would result in recognition of impairment charge on trade debts and other receivables amounting to approximately Rs. 61,903 on July 1, 2021.



(Amounts in thousand)

	Unaudited	Audited
	June 30, 2021	December 31, 2020
	Rupees	
4. PROPERTY, PLANT AND EQUIPMENT		
Operating assets, at net book value (note 4.1)	11,851,529	12,252,704
Capital work-in-progress	205,871	163,261
Capital spares	269,763	269,763
	<u>12,327,163</u>	<u>12,685,728</u>

4.1 Major additions to operating assets during the period / year were as follows:

	Rate of depreciation (%)	Unaudited	Audited
		June 30, 2021	December 31, 2020
		Rupees	
Plant and machinery - including capitalisation of exchange loss	4 - 16	-	71,707
Buildings and civil works	2.5 - 8	-	1,059
Furniture, fixtures and equipment	15 - 25	412	1,286
Vehicles	19 - 23	-	13,472
		<u>412</u>	<u>87,524</u>

4.2 The details of operating assets disposed off during the period are as follows:

	Cost	Accumulated depreciation	Net Book Value	Sale Proceeds	Gain
	Rupees				
Vehicles	8,087	605	7,482	7,482	-
				<u>Unaudited June 30, 2021</u>	<u>Audited December 31, 2020</u>
				Rupees	

5. TRADE DEBTS - Secured

Considered good	<u>9,769,988</u>	<u>7,040,059</u>
-----------------	------------------	------------------

5.1 Trade debts, including delayed payment charges, are secured by a guarantee from the Government of Pakistan under the Implementation Agreement and as such are considered good.



5.2 Trade debts include:

- Rs. 1,967,200 (December 31, 2020: Rs. 868,627) which is neither past due nor impaired; and
- Rs. 7,802,788 (December 31, 2020: Rs. 6,171,432) which is overdue but not impaired. The overdue receivables carry mark-up at the rate of KIBOR plus 4.5% per annum. The ageing of overdue receivables is as follows:

	Unaudited June 30, 2021	Audited December 31, 2020
	Rupees	
- Upto 3 months	1,715,803	1,252,682
- 3 to 6 months	2,388,927	1,024,761
- More than 6 months	3,698,058	3,893,989
	<u>7,802,788</u>	<u>6,171,432</u>

6. OTHER RECEIVABLES

These include delayed payment charges on account of mark-up on overdue trade debts amounting to Rs. 2,886,747 (December 31, 2020: Rs. 3,838,111) of which Rs. 1,653,990 (December 31, 2020: Rs. 2,736,248) is overdue. The Company during the period received Rs. 1,463,031 from Central Power Purchasing Agency (CPPA) against delayed payment charges.

	Unaudited June 30, 2021	Audited December 31, 2020
	Rupees	
7. BALANCES WITH BANKS		
Current accounts:		
- Local currency	2,521	1,499
Deposit accounts:		
- Foreign currency (note 7.1)	2,228	4,340
- Local currency (note 7.2)	27,169	5,242
Cheques in hand	-	1,960
	<u>31,918</u>	<u>13,041</u>

- 7.1 Foreign currency deposits carry return at the rate of 0.10% (December 31, 2020: 0.10%) per annum.
- 7.2 Local currency deposits carry return at the rate of 5.50% (December 31, 2020: 5.50%) per annum.
- 7.3 Local currency deposits carry return at the rate of 5.50% (December 31, 2020: 5.50%) per annum.



(Amounts in thousand except for earnings per share)

8. TRADE AND OTHER PAYABLES

These include current portion of Gas Infrastructure Development Cess (GIDC) payable amounting to Rs. 3,087,516 (December 31, 2020: Rs. 2,308,890).

9. SHORT-TERM BORROWINGS

The working capital / running finance facilities under mark-up arrangements aggregate to Rs. 6,900,000 (December 31, 2020: Rs. 6,900,000). The facilities carry mark-up at the rate of 1- 3 month KIBOR plus 0.0% - 0.75% (December 31, 2020: 1 - 3 month KIBOR plus 0.0% - 0.75%). The facilities are secured by (i) lien over Energy Purchase Price (EPP) account and charge over present and future receivables from the Power Purchaser in respect of EPP; and (ii) first charge over current assets of the Company and subordinated charge over present and future plant, machinery, equipment and other movable assets and immovable properties of the Company. The use of these facilities are restricted for payments of operations and maintenance cost of the power plant and payments to fuel suppliers against purchase of fuel.

	Unaudited June 30, 2021	Audited December 31, 2020
	Rupees	
10. CONTINGENCIES AND COMMITMENTS		
10.1 Contingent liabilities - Guarantee in favour of Sui Northern Gas Pipelines Limited in accordance with the terms of Gas Supply Agreement (GSA)	<u>2,496,126</u>	<u>2,496,126</u>
10.2 Commitments in respect of :		
- letter of credit	2,233	20,303
- others	<u>55,926</u>	488
	<u>58,159</u>	<u>20,791</u>
10.3 There are no material ongoing legal proceedings / litigation involving the Company as at reporting date.		

	Unaudited Quarter ended		Unaudited Half year ended	
	June 30, 2021	June 30, 2020	June 30, 2021	June 30, 2020
	Rupees			
11. SALES				
Capacity purchase price	734,512	684,260	1,389,240	1,943,531
Energy purchase price (note 11.1)	<u>1,791,808</u>	<u>867,550</u>	<u>3,468,654</u>	<u>2,409,850</u>
	<u>2,526,320</u>	<u>1,551,810</u>	<u>4,857,894</u>	<u>4,353,381</u>

11.1 Energy purchase price is net of sales tax of Rs. 589,668 (2020: Rs. 409,674) for current period's sales invoices.



(Amounts in thousand)

	Unaudited		Unaudited	
	Quarter ended		Half year ended	
	June 30, 2021	June 30, 2020	June 30, 2021	June 30, 2020
12. WORKERS' PROFITS PARTICIPATION FUND	Rupees			
Provision for				
- Workers' profits participation fund	25,304	21,386	45,275	66,200
Less: Recoverable from CPPA	(25,304)	(21,386)	(45,275)	(66,200)
	-	-	-	-

12.1 The Company is required to pay 5% of its profit to the Workers' Profits Participation Fund. However, such payment will not effect the Company's overall profitability as this is recoverable from CPPA as a pass through item under Schedule I Part IV of the Power Purchase Agreement (PPA).

13. EARNINGS PER SHARE

There is no dilutive effect on the basic earnings per share of the Company, which is based on:

	Unaudited		Unaudited	
	Quarter ended		Half year ended	
	June 30, 2021	June 30, 2020	June 30, 2021	June 30, 2020
	Rupees			
Profit for the period	505,753	414,304	905,019	1,309,660
	Number of shares			
Weighted average number of ordinary shares	323,800	323,800	323,800	323,800
	Rupees			
Earnings per share - basic and diluted	1.56	1.28	2.79	4.04



(Amounts in thousand)

	Unaudited	
	Half year ended	
	June 30, 2021	June 30, 2020
	Rupees	
14. CASH GENERATED FROM OPERATIONS		
Profit before taxation	905,499	1,323,992
Adjustment for non-cash charges and other items:		
- Depreciation	394,105	403,542
- Amortisation	3,044	4,706
- Provisions	-	(47,382)
- Reclassification of cash flow hedge to profit or loss	(433)	(436)
- Gain on sale of treasury bills	(1,897)	-
- Amortisation of transaction cost	-	6,768
- Finance income	(675)	(8,728)
- Finance cost	139,298	346,037
- Amortisation of remeasurement gain on GIDC payable	37,688	-
Working capital changes (note 14.1)	(1,101,266)	273,696
	<u>375,363</u>	<u>2,302,195</u>
14.1 Working capital changes		
(Increase) / decrease in current assets:		
Inventories	13,515	(4,899)
Trade debts	(2,729,929)	459,300
Other receivables	1,111,470	(1,591,785)
Loans, advances, deposits and prepayments	58,204	(187,988)
	(1,546,740)	(1,325,372)
Increase in current liabilities:		
Trade and other payables	445,474	1,599,068
	<u>(1,101,266)</u>	<u>273,696</u>
15. CASH AND CASH EQUIVALENTS		
Balances with banks	31,918	279,139
Short-term borrowings	(4,000,145)	(3,341,127)
	<u>(3,968,227)</u>	<u>(3,061,988)</u>
16. FAIR VALUE MEASUREMENT		

Fair value is the price that would be received to sell an asset or paid to transfer a liability in an orderly transaction between market participants at the measurement date.

As at June 30, 2021, and December 31, 2020, the carrying value of all assets and liabilities reflected in these condensed interim financial statements approximate their fair values.



(Amounts in thousand)

17. TRANSACTIONS WITH RELATED PARTIES

Details of transactions with related parties during the period, other than those which have been disclosed elsewhere in these condensed interim financial statements, are as follows:

Nature of relationship	Nature of transactions	Unaudited	
		June 30, 2021	June 30, 2020
Holding Company	Reimbursement of expenses:		
	- incurred for the Company	83,274	89,903
	- incurred by the Company	13,239	13,795
	Contribution for Corporate Social Responsibility (CSR) activities	2,915	-
	Loan received	1,000,000	-
	Loan repaid	1,000,000	-
	Markup on loan	3,463	-
	Dividend	390,338	-
Associated companies	Reimbursement of expenses:		
	- incurred for the Company	4,986	904
	- incurred by the Company	18,957	28,302
	Operation and maintenance fee	499,132	448,979
Key management personnel	Managerial remuneration, including bonuses	14,169	5,842
	Contribution / Charge for retirement benefit schemes	2,420	873
	Directors fee	750	1,000
Staff retirement benefits	Managed and operated by Engro Corporation Limited		
	- Gratuity fund	1,686	1,757
	- Provident fund	4,918	5,209

18. CORRESPONDING FIGURES

In order to comply with the requirements of International Accounting Standard 34 - 'Interim Financial Reporting', the condensed interim statement of financial position has been compared with the balances of annual financial statements of preceding financial year, whereas the condensed interim statement of profit or loss, condensed interim statement of profit or loss and other comprehensive income, condensed interim statement of changes in equity and condensed interim statement of cash flows have been compared with the balances of comparable period of immediately preceding financial year.



19. DATE OF AUTHORISATION FOR ISSUE

These condensed interim financial statements were authorised for issue on August 05, 2021 by the Board of Directors of the Company.

20. GENERAL


Figures have been rounded off to the nearest thousand Rupees in these condensed interim financial statements unless otherwise stated.



Onail Abbas
Chief Financial Officer



Shahab Qader
Chief Executive Officer



Ahsan Zafar Syed
Chairman



اینکرو پاور جن قادر پور لمیٹڈ

ڈائریکٹرز کا جائزہ برائے شیئر ہولڈرز

ششماہی ختم شدہ 30 جون 2021

اینکرو پاور جن قادر پور لمیٹڈ (EPQL) کے ڈائریکٹرز 30 جون 2021 کو ختم ہونے والی ششماہی کے لیے کمپنی کی غیر آڈٹ شدہ مالیاتی معلومات اور کارکردگی کا جائزہ پیش کرتے ہوئے خوشی محسوس کر رہے ہیں۔

انتظامی کارکردگی

اینکرو پاور جن قادر پور لمیٹڈ (EQPL) پلانٹ نے گزشتہ سال کی اسی مدت کے دوران 99.7% قابل فروخت بجلی کی موجودگی کے مقابلے میں سال 2021 کی پہلی ششماہی میں 100% موجودگی کا فیکٹر حاصل کیا۔ پلانٹ سے نیشنل گرڈ کو 43% لوڈ فیکٹر کے ساتھ 394 GWh کا ٹوٹل نیٹ الیکٹریکل آؤٹ پٹ (NEO) فراہم کیا جبکہ 2020 کی پہلی ششماہی میں لوڈ فیکٹر 28% تھا۔ اس بار لوڈ فیکٹر میں اضافے کی وجہ پاور پر چیز کی جانب سے زائد خریداری ہے۔

کمپنی نے ہیلتھ، سیفٹی اور انوائسمنٹ (HSE) کے معیاروں پر عمل درآمد کی اعلیٰ سطح کو یقینی بنایا۔

مالیاتی کارکردگی

مذکورہ مدت کے لیے سیلز کی آمدنی گزشتہ سال کی اسی مدت کے 4,353 ملین روپے کے مقابلے میں 4,858 ملین روپے رہی۔ سیلز کی آمدنی میں اضافہ زیر جائزہ مدت کے دوران زائد فراہمی ہے جس پر ڈیٹ سروسنگ کمپونٹ کے غیر فعال رہنے کی بدولت کم ادا نیگیوں سے جزوی طور پر اثرات مرتب ہوئے۔ نتیجتاً زیر جائزہ مدت کے لیے مجموعی منافع 741 ملین روپے کے ساتھ گزشتہ سال کی اسی مدت میں 1,212 ملین روپے کے مقابلے میں کم رہا۔

کمپنی نے 2021 کی پہلی ششماہی میں 905 ملین روپے کا خالص منافع کمایا جبکہ 2020 کی پہلی ششماہی میں 1,310 ملین روپے تھا۔ اس طرح ہر ایک شیئر پر منافع 2.79 روپے بنتا ہے جبکہ گزشتہ سال کی اسی مدت کے دوران 4.04 روپے تھا، اس کی بنیادی وجہ ڈیٹ سروسنگ کمپونٹ کے غیر فعال ہوجانے سے ادا نیگیوں میں کمی واقع ہونا ہے۔




مستقبل قریب کا جائزہ

اینگرو پاور جن قدر پورلمینڈ کو قادر پور فیلڈ سے گیس کی کمی کا سامنا ہے کیونکہ وہاں گیس ختم ہو رہی ہے اور پلانٹ کو دیگر کس ذرائع سے چلایا جا رہا ہے، جس میں 7 ستمبر 2018 سے گیس اور HSD کو ملا کر استعمال کیا جا رہا ہے۔ عمل درآمد سے متعلق معاہدے کے مطابق، جب گیس کی کمی ایک حد تک پہنچے تو اینگرو پاور جن قدر پورلمینڈ کو ایک بار متبادل فیول پر چلانے کی اجازت دی گئی ہے۔ عمل درآمدی معاہدے کے مطابق اس متبادل کے مکمل اخراجات بجلی خریدنے والے سے قابل وصول ہوتے ہیں۔ اس وقت اینگرو پاور جن قدر پورلمینڈ، پلانٹ کو دونوں ذرائع سے چلانے کے تمام تراخراجات وصول کرنے کا مجاز ہے۔

کمپنی اسٹیک ہولڈرز کو متبادل فیول پر حتمی فیصلے کے لیے راضی کرنے میں مصروف ہے کیونکہ قادر پور فیلڈ سے حاصل ہونے والی گیس ختم ہو رہی ہے۔ انتظامیہ پلانٹ کے لیے قابل عمل متبادل فیول آپشن پر حتمی فیصلے کے لیے اپنی بھرپور کوششیں جاری رکھے گی۔

پلانٹ کو پریمیٹ گیس پر چلانے کے باوجود، پلانٹ کو سردیوں میں کم فراہمی کا خطرہ لاحق رہتا ہے، کیونکہ پریمیٹ گیس کی قیمت اچھی نہیں ہے جس سے اس کے میرٹ آرڈر پر منفی اثرات مرتب ہوتے ہیں، نتیجتاً دیگر پائپس اس آرڈر میں اینگرو پاور جن قدر پورلمینڈ سے اوپر رہتے ہیں۔ ہم نے متعلقہ اسٹیک ہولڈرز کے ساتھ پریمیٹ گیس کی قیمتوں کو یکساں کرنے کے لیے کوششیں جاری رکھی ہیں تاکہ پلانٹ کو اپنی مکمل صلاحیت سے چلایا جاسکے۔

جیسا کہ پہلے مطلع کیا گیا تھا، کمپنی نے فروری 2021 میں پاور پریچرز کے ساتھ ماسٹرا ایگریمنٹ پر دستخط کئے ہیں، یہ معاہدہ انڈیپنڈنٹ پاور پروڈیوسرز اور بات چیت کے لیے بنائی جانے والی کمیٹی کے درمیان قبول کردہ شرائط پر مبنی MoU کے مطابق ہے۔ اصل معاہدے کے مطابق بجلی کے نرخ مقرر کرنے کی درخواست نمبر 1 کی جانب سے منظور کی گئی ہے، تاہم معاہدے کے مطابق بقایہ جات کی ادائیگی کرنے پر ابھی تک عمل درآمد نہیں ہوا۔ انتظامیہ معاہدے کے مطابق بقایہ جات کی وصولی کے لیے متعلقہ وزارتوں اور پاور پریچرز کے ساتھ مسلسل رابطے میں ہے۔



چیرمین
احسان ظفر سیّد



چیف ایگزیکٹو آفیسر
شہاب قادر

15 اگست 2021



Head Office

16th Floor, The Harbour Front Building
HC-3, Marine Drive, Block 4, Scheme-5
Clifton, Karachi-75600, Pakistan

UAN: +111-211-211

PABX: +92-21-35297875-81

Fax: +92-21-35296018

www.engroenergy.com

