






first quarter accounts 2019

# creating opportunities changing lives

111-211-211

-  engro.com
-  engro.corporation
-  engrocorp
-  engrocorp
-  engrocorp





engro corp



## Engro's investments in agriculture, foods, energy and petrochemicals are designed to take advantage of Pakistan's economic needs.

### About Us

Engro Corporation Limited is one of Pakistan's largest conglomerates with the company's business portfolio spanning across sectors including chemical fertilizers, PVC resin, a bulk liquid chemical terminal, foods, power generation and commodity trade. At Engro, our ambition is to become the premier Pakistani enterprise with a global reach.

The management team at Engro is responsible for conceptualizing and articulating goals that bring our people together in pursuit of our objectives. It leads the company with a firm commitment to the values and spirit of Engro. In our journey to become a profitable, growth-oriented and sustainable company, our management structure has evolved to create a more transparent and accessible organization.

Our growth is driven by our people. Our culture is dynamic and energetic, with emphasis on our core values and loyalty of our employees. Our work environment promotes leadership, integrity, teamwork, diversity and excellence.

### Our History

Today, Engro is one of Pakistan's most progressive, growth oriented organizations, managed under a holding structure that works towards better managing and oversight of subsidiaries and affiliates that are part of Engro's capital investments in Pakistan.

The company is also defined by its history, which reflects a rich legacy of innovation and growth. The seeds for the company were sown following the discovery of the Mari gas field by Esso / Mobil in 1957. Esso proposed the establishment of a urea plant, and the Esso Pakistan Fertilizer Company Limited was established in 1965 and began production in 1968. At US \$43 million with an annual production capacity of 173,000 tons, this was the single largest foreign investment by a multinational corporation in Pakistan at the time. As the nation's first fertilizer brand, the company also pioneered the education of farmers in Pakistan, helping to modernize traditional farming practices to boost farm yields, directly impacting the quality of life for farmers and the nation.

In 1978, Esso was renamed Exxon globally, and the company became Exxon Chemical Pakistan Limited. The business continued to prosper as it relentlessly pursued productivity gains and strived to attain professional excellence.

In 1991, following a decision by Exxon to divest its fertilizer business on a global basis, the employees of Exxon Chemical Pakistan Limited decided to buy out Exxon's share. This was, and perhaps still is, the most successful employee buy-out in the corporate history of Pakistan. Renamed Engro Chemical Pakistan Limited, the company continued to go from strength to strength, reflected in its consistent financial performance, growth and diversification.

In 2009 a decision was made to demerge the fertilizer business into an independent operating company to ensure undivided focus on the business's expansion and growth. In the best interests of a multi category business, expansion strategy and growth vision, the management decided that the various businesses would be better served if the company was converted to a holding company; Engro Corporation Limited.

From its inception as Esso Pakistan Fertilizer Company Limited in 1965 to Engro Corporation Limited in 2010, Engro has come a long way and will continue working towards its vision of becoming a premier Pakistani company with a global reach.

### Engro Corporation Limited

Engro Corporation Limited is a holding company, created following the conversion of Engro Chemical Pakistan Limited on January 1, 2010. Engro Corp is one of Pakistan's largest conglomerates with the company's business portfolio spanning across sectors including chemical fertilizers, PVC resin, bulk liquid terminal, LNG terminal, foods processing and power generation.

### Engro Fertilizers Limited

Engro Fertilizers Limited is a 56% owned subsidiary of Engro Corporation – is a premier fertilizer manufacturing and marketing company having a portfolio of fertilizer products with significant focus on balanced crop nutrition and increased yield. As one of the 50 largest fertilizer manufacturers of the world we have close to 5 decades of operations as a world class facility with a wide range of fertilizer brands, besides urea, which include some of the most trusted brand names by Pakistani farmers. These include brands like Engro Zarkhez, Zingro, Engro DAP and Envyn amongst others.

### Engro Foods Limited

Engro Foods Limited is an 40% owned associated company engaged in the manufacturing, processing and marketing of dairy products, frozen desserts and fruit drinks. The business owns two milk processing plants in Sukkur and Sahiwal and operates a dairy farm in Nara, Sindh. In its continued efforts to 'elevate consumer delight worldwide', the business has established several brands that have already become household names in Pakistan such as Olper's (UHT milk, low-fat milk, cream, desi ghee, lassi and flavored drinks), Omoré (frozen desserts), Tarang (tea whitener) and Dairy Omung (UHT dairy liquid and dessert cream).

### Engro Polymer & Chemicals Limited

Engro Polymer & Chemicals Limited – a 56% owned subsidiary of Engro – is the only fully integrated chlor-vinyl chemical complex in Pakistan and produces poly-vinyl chloride, caustic soda, sodium hypochlorite, hydrochloric acid and other chlorine by-products. The business was setup as a state-of-the-art plant in 1997, as a 50:50 joint venture, with Mitsubishi and Asahi Glass with Asahi subsequently divesting its shareholding in 2006.

### Engro Eximp Agri Products (Private) Limited

Engro Eximp Agriproducts is a wholly owned subsidiary of the holding company and it manages the procurement, processing and marketing of rice. The company owns and operates a state-of-the-art paddy processing plant near Muridke and has an installed capacity of 144KT.

### Engro Energy Limited

Engro Energy Limited is a wholly owned subsidiary of Engro Corporation and it owns and operates Engro Powergen Qadirpur Limited, a 224 megawatt power plant and the group's first initiative in the power sector of Pakistan. Engro Powergen Qadirpur Limited was listed on the Karachi Stock Exchange in October 2014 where 25% of the shares were offered to the public. As of now Engro Powergen Qadirpur Limited is 69% owned by Engro Energy Limited whereas the remainder is owned by International Finance Corporation (IFC) and employees.

Engro Energy Limited is also involved in the Thar Coal project. The project envisages a coal mine under Sindh Engro Coal Mining Company (SECMC) and development of

two 330 MW mine mouth power plants under Engro Powergen Thar Limited (EPTL) in the first phase. SECMC is a joint venture company formed in 2009 between the Government of Sindh (GoS) and Engro Energy Limited & Affiliates. SECMC's shareholders include Government of Sindh, Engro Energy Limited, Thal Limited, Habib Bank Ltd, CMEC Thar Mining Investment Limited, Huolinhe Open Pit Coal Investment Company Limited and Hub Power Company Limited (HUBCO). The Sindh Coal Authority has awarded a 95.5 square kilometer area of the coalfield, known as Block II, to SECMC for exploration and development of coal deposits. Within this block, there is an estimated amount of exploitable lignite coal reserves of 1.57 billion tons. In 2010, SECMC completed the Bankable Feasibility Study (BFS) for Thar Block II Coal Mining Project by engaging internationally renowned Consultants such as RWE-Germany, Sinocoal-China, SRK-UK and HBP Pakistan, meeting all national / international standards. The first phase of the Project is underway, as financial close of both the power and mining projects was achieved during first half 2016.

### Engro Vopak Terminal Limited

Engro Vopak is a joint venture with Royal Vopak of the Netherlands – the world's largest bulk liquid chemical handling company. The business is engaged in handling, storage and regasification of liquid & gaseous chemicals, Liquefied Petroleum Gas (LPG), petrochemicals and bio-fuels. Engro Vopak's terminal is Pakistan's first cryogenic facility that handles 70% of all liquid chemical imports into Pakistan including Paraxylene (PX), Acetic Acid (AA), Vinyl Chloride Monomer (VCM), Ethylene Dichloride (EDC), Mono Ethylene Glycol (MEG), Ethylene along with Phosphoric Acid (PA) imports, which are pumped directly to customer's facilities.

### Elengy Terminal Pakistan Limited

Elengy Terminal Pakistan Limited (ETPL) is an 80% owned subsidiary of Engro Corporation. The company won the contract to handle liquefied natural gas (LNG) and thereafter acquired FSRU vessel on lease from a US-based company - Excelerate Energy. Engro Elengy Terminal Limited, a wholly owned subsidiary of ETPL, set up the first state of the art LNG terminal, at Port Qasim. The terminal – which is also one of the most cost efficient terminals in the region – has the capacity for regasification of up to 600 mmcf.

# directors' report

The Directors of Engro Corporation Limited are pleased to submit their report along with the condensed interim financial statements of the Company for the first quarter ended March 31, 2019.

The first quarter witnessed Engro enabling realization of the Thar dream and successfully syncing both units of the 660MW power plant with the national grid. Together, both the mining and the power projects under the Thar coal project will prove to be a game changer for the country and illuminate countless homes.

## Business Review

On a consolidated basis, the revenue for the first quarter of 2019 was PKR 40,647 million - 21% higher than PKR 33,525 million for the same period last year. The consolidated Profit-After-Tax (PAT) for the first quarter of 2019 was PKR 6,565 million, down by 4% from the comparative quarter, while PAT attributable to the shareholders decreased to PKR 4,010 million from PKR 4,194 million during the same period last year. Profitability was impacted on account of inflation, higher energy costs and PKR devaluation. On a standalone basis, the Company posted a PAT of PKR 3,832 million against PKR 3,146 million for the same period last year, translating into an EPS of PKR 7.32 per share. Higher PAT is mainly on account of dividend and interest income. The Board is pleased to announce an interim cash dividend of PKR 7.00 per share for the year ending December 31, 2019.

A brief review of significant business segments is as follows:

## Fertilizers

Business revenue grew by 30% whilst its PAT for 1Q19 stood at PKR 4,007 million – up by 3% over comparative period. Sales volume declined by 12% on account of a plant shutdown resulting in lower production as well as due to availability of local urea on account of operations of LNG based plants and imported urea.

## Petrochemicals

Performance remained satisfactory with revenues for 1Q19 recorded at PKR 9,344 million - a growth of 8% from comparative quarter. PAT for the quarter was PKR 1,094 million against PKR 1,448 million in 1Q18.

## Coal Mining and Power Generation

Thar Coal Mining Project: Development of the 3.8Mt per annum mine at Block II continued at full pace. Supply of commissioning coal to power project has commenced, with ~52,000 tons supplied till the quarter-end. The mining project will steadily increase its capacity to ~12,000 tons per day and is targeting achievement of Commercial Operation Date (COD) during June 2019.

Thar Power Generation Project: 18 March 2019 was a watershed moment in Pakistan's history when Engro Powergen Thar Ltd (EPTL) successfully synchronised its first power unit of 330MW with the country's national grid, realizing the dream of producing electricity through Thar Coal. On 4 April 2019, the second power unit of similar capacity was also synchronized, making EPTL the first power plant in the country to successfully synchronize with the national grid on indigenous coal.

Qadirpur Power Plant: The power plant operates on permeate gas and as envisaged in the Implementation Agreement, is now facing gas curtailment from Qadirpur gas field as it depletes and has made the plant available on mixed mode. The Plant dispatched a Net Electrical Output of 313 GwH to the national grid with a load factor of 67% compared to 89% during similar period last year. Decline in load factor was primarily on account of lower offtake due to low winter demand. The business posted a PAT of PKR 713 million for the current quarter as compared to PKR 669 million for the similar period last year. Receivables with respect to power offtake remain at a high level due to the circular debt. This is a continuous challenge for the business and the power sector in general.

## Terminal Operations

Profitability of both LNG and chemicals terminals remained healthy for the current quarter. The LNG terminal handled 17 cargoes as compared to 18 cargoes during similar period last year. Chemicals terminal witnessed a volumetric decrease due to lower imports of chemicals during the quarter.

## Near-Term Outlook

Engro Corporation will continue to explore investment opportunities across all sectors focusing on improving shareholder value by increasing and diversifying revenue and customer base, investment in new technology and efficiency enhancements.

## Fertilizers

Domestic urea market is expected to remain stable going-forward. International DAP prices are expected to remain range bound in 2Q19, however, the business remains exposed to the impact of further rupee devaluation. Resultantly, demand for phosphates is expected to remain restricted owing to higher prices and significant inventory.

## Petrochemicals

International PVC and ethylene prices will remain reliant on global economic sentiment, supply and demand dynamics. Domestic Caustic soda market is expected to remain stable, while the PVC market is expected to take form once macroeconomic indicators and economic policies settle. The



Hussain Dawood  
Chairman

business is confident that an uptick in the economy would weigh positively on the construction sector and thereby PVC demand.

## Coal Mining and Power Generation

Engro remains on the forefront to help alleviate the energy crisis in the country. Both Thar coal mining and power projects will continue their final development trajectory and will, InshaAllah, achieve COD by June 2019, in line with contractual commitments. Our Energy business segment continues to explore opportunities in the renewable energy sector.

## Terminal Operations

LNG terminal is positively playing its role in alleviating some of the energy shortage faced by the country. The business expects a stable outlook for the year keeping in view the energy situation. Chemical industry is expected to remain stable and the Engro Vopak terminal looks forward to retaining its market share.

## Acknowledgement

The Directors would like to express their deep appreciation to our shareholders who have always shown their confidence in the Company. We would also like to place on record our sincere appreciation for the commitment, dedication and innovative thinking put in by each member of the Engro family and are confident that they will continue to do so in the future.



Ghias Khan  
President and Chief Executive


## condensed interim balance sheet as at march 31, 2019

(Amounts in thousand)	Note	(Unaudited) March 31, 2019	(Audited) December 31, 2018
		------(Rupees)-----	
<b>ASSETS</b>			
<b>Non-current assets</b>			
Property, plant and equipment	4	529,652	514,837
Intangible assets		53,033	58,248
Long term investments		24,652,289	24,652,289
Long term loans and advances		59,658	49,796
Deferred taxation		172	-
		<u>25,294,803</u>	<u>25,275,170</u>
<b>Current assets</b>			
Loans, advances and prepayments	5	646,009	350,121
Receivables	6	3,969,174	499,462
Accrued interest / mark-up		349,546	353,503
Short term investments		65,741,778	64,488,556
Cash and bank balances		182,617	1,609,160
		<u>70,889,125</u>	<u>67,300,802</u>
<b>TOTAL ASSETS</b>		<u><u>96,183,928</u></u>	<u><u>92,575,972</u></u>
<b>EQUITY &amp; LIABILITIES</b>			
<b>Equity</b>			
Share capital		5,237,848	5,237,848
Share premium		13,068,232	13,068,232
General reserve		4,429,240	4,429,240
Remeasurement of post employment benefits - Actuarial loss		(12,721)	(12,721)
Unappropriated profit		66,212,668	62,380,565
<b>Total equity</b>		<u>88,935,267</u>	<u>85,103,164</u>
<b>Liabilities</b>			
<b>Non-current liabilities</b>			
Retirement and other service benefit obligations		43,345	50,365
Deferred taxation		-	249
		<u>43,345</u>	<u>50,614</u>
<b>Current liabilities</b>			
Trade and other payables		928,263	1,386,693
Provision		3,243,131	3,243,130
Taxes payable		1,709,988	1,431,589
Borrowings		999,082	998,164
Accrued interest / mark-up		29,589	64,357
Unclaimed dividends		295,264	298,260
		<u>7,205,316</u>	<u>7,422,193</u>
<b>Total liabilities</b>		<u>7,248,661</u>	<u>7,472,808</u>
<b>Contingencies and Commitments</b>			
	7		
<b>TOTAL EQUITY &amp; LIABILITIES</b>		<u><u>96,183,928</u></u>	<u><u>92,575,972</u></u>

The annexed notes from 1 to 15 form an integral part of these condensed interim financial statements.



Abdul Samad Dawood  
Vice Chairman



Hasnain Moochhala  
Chief Financial Officer



Ghias Khan  
President and Chief Executive

## condensed interim statement of profit or loss and other comprehensive income (unaudited) for the three months ended march 31, 2019

(Amounts in thousand except for earnings per share)

	Note	Three months ended March 31, 2019	March 31, 2018
		------(Rupees)-----	
Dividend income		3,377,412	2,777,361
Royalty income		247,241	218,291
		<u>3,624,653</u>	<u>2,995,652</u>
Administrative expenses		(589,492)	(203,951)
		<u>3,035,161</u>	<u>2,791,702</u>
Other income		1,630,614	1,007,104
Other operating expenses		(383)	(13)
		<u>4,665,392</u>	<u>3,798,793</u>
<b>Operating Profit</b>		<u>4,665,392</u>	<u>3,798,793</u>
Finance cost		(34,157)	(34,980)
		<u>4,631,234</u>	<u>3,763,813</u>
<b>Profit before taxation</b>		<u>4,631,234</u>	<u>3,763,813</u>
Taxation		(799,131)	(617,447)
		<u>3,832,103</u>	<u>3,146,366</u>
<b>Profit after taxation for the period</b>		<u>3,832,103</u>	<u>3,146,366</u>
Other comprehensive income for the period		-	-
<b>Total comprehensive income for the period</b>		<u><u>3,832,103</u></u>	<u><u>3,146,366</u></u>
<b>Earnings per share - basic and diluted</b>	8	<u><u>7.32</u></u>	<u><u>6.01</u></u>

The annexed notes from 1 to 15 form an integral part of these condensed interim financial statements.



Abdul Samad Dawood  
Vice Chairman



Hasnain Moochhala  
Chief Financial Officer




Ghias Khan  
President and Chief Executive



## condensed interim statement of changes in equity for the three months ended march 31, 2019

(Amounts in thousand)

	Share capital	Capital Reserve	Revenue Reserves		Unappropriated profit	Total
		Share premium	General reserve	Remeasurement of post employment benefits - Actuarial loss		
------(Rupees)-----						
Balance as at January 01, 2018 (audited)	5,237,848	13,068,232	4,429,240	(12,656)	60,660,171	83,382,835
Total comprehensive income for the three months ended March 31, 2018	-	-	-	-	3,146,366	3,146,366
Balance as at March 31, 2018 (unaudited)	5,237,848	13,068,232	4,429,240	(12,656)	63,806,537	86,529,201
Profit for the nine months ended December 31, 2018					9,573,509	9,573,509
Other comprehensive loss for the nine months ended December 31, 2018	-	-	-	(65)		(65)
<b>Transactions with owners</b>						
Final cash dividend for the year ended December 31, 2017 @ Rs. 2.00 per share	-	-	-	-	(1,047,567)	(1,047,567)
Interim cash dividends for the year ended December 31, 2018:	-	-	-	-		
- 1st interim @ Rs.5.00 per share	-	-	-	-	(2,618,924)	(2,618,924)
- 2nd interim @ Rs.7.00 per share	-	-	-	-	(3,666,495)	(3,666,495)
- 3rd interim @ Rs.7.00 per share	-	-	-	-	(3,666,495)	(3,666,495)
	-	-	-	-	(10,999,481)	(10,999,481)
Balance as at December 31, 2018 (audited)	5,237,848	13,068,232	4,429,240	(12,721)	62,380,565	85,103,164
Total comprehensive income for the three months ended March 31, 2019	-	-	-	-	3,832,103	3,832,103
Balance as at March 31, 2019 (unaudited)	5,237,848	13,068,232	4,429,240	(12,721)	66,212,668	88,935,267

  
Abdul Samad Dawood  
Vice Chairman

  
Hasnain Moochhala  
Chief Financial Officer


  
Ghias Khan  
President and Chief Executive


## condensed interim statement of cash flows (unaudited) for the three months ended march 31, 2019

(Amounts in thousand)

Note	Three months ended		
	March 31, 2019	March 31, 2018	
------(Rupees)-----			
<b>CASH FLOWS FROM OPERATING ACTIVITIES</b>			
Cash utilized in operations	9	(1,238,604)	(1,114,059)
Royalty received		112,524	201,318
Taxes paid		(521,154)	(192,036)
Retirement and other service benefits paid		(52,372)	(37,268)
Long term loans and advances - net		(9,862)	70,237
Net cash utilized in operating activities		(1,709,467)	(1,071,807)
<b>CASH FLOWS FROM INVESTING ACTIVITIES</b>			
Dividends received		270,000	584,940
Income on deposits / other financial assets including income earned on subordinated loan to subsidiaries		1,537,382	830,882
Investment in shares of subsidiary company		-	(301,000)
Loan disbursed to subsidiary company		(262,676)	-
Repayment of loan by subsidiary company		-	296,542
Purchase of PIBs, Treasury bills and units of mutual funds		(13,469,434)	(796,337)
Proceeds from sale of PIBs and Treasury bills		17,642,881	7,736,047
Purchases of Property, Plant and Equipment (PPE)		(34,841)	(39,323)
Sale proceeds on disposal of PPE		98	80
Net cash generated from investing activities		5,683,410	8,311,832
<b>CASH FLOWS FROM FINANCING ACTIVITIES</b>			
Payment of financial charges		(68,009)	(68,946)
Unclaimed dividends		(2,995)	(4,789)
Net cash utilized in financing activities		(71,005)	(73,735)
Net increase in cash and cash equivalents		3,902,938	7,166,289
Cash and cash equivalents at beginning of the year		54,186,028	35,986,713
Cash and cash equivalents at end of the period	10	58,088,966	43,153,003

The annexed notes from 1 to 15 form an integral part of these condensed interim financial statements.

  
Abdul Samad Dawood  
Vice Chairman

  
Hasnain Moochhala  
Chief Financial Officer

  
Ghias Khan  
President and Chief Executive

# notes to the condensed interim financial statements for the three months ended march 31, 2019

(Amounts in thousand)

## 1 LEGAL STATUS AND OPERATIONS

Engro Corporation Limited (the Company), is a public listed company incorporated in Pakistan. Its shares are quoted on Pakistan Stock Exchange Limited. The Company is a subsidiary of Dawood Hercules Corporation Limited (the Parent Company). The principal activity of the Company, is to manage investments in subsidiary companies, associated companies and joint venture, engaged in fertilizers, PVC resin manufacturing and marketing, food, energy, LNG and chemical terminal and storage businesses. The Company's registered office is situated at 7th & 8th floors, The Harbour Front Building, HC # 3, Block 4, Marine Drive, Clifton, Karachi. The Company also has an office in Islamabad.

## 2 BASIS OF PREPARATION

2.1 These condensed interim financial statements information have been prepared in accordance with the accounting and reporting standards as applicable in Pakistan for interim financial reporting. The accounting and reporting standards as applicable in Pakistan for interim financial reporting comprise of:

- International Accounting Standards (IAS) 34, Interim Financial Reporting, issued by the International Accounting Standards Board (IASB) as notified under the Companies Act, 2017: and
- Provisions of and directives issued under the Companies Act, 2017

Where the provisions of and directives issued under the Companies Act, 2017 differ with the requirements of IAS 34, the provisions of and directives issued under the Companies Act, 2017 have been followed.

2.2 These condensed interim financial statements represents the condensed interim financial statements of the Company on a standalone basis. The consolidated condensed interim financial statements of the Company and its subsidiary companies is presented separately. These condensed interim financial statements do not include all the information required for annual financial statements and therefore should be read in conjunction with the audited financial statements of the Company for the year ended December 31, 2018.

2.3 The preparation of these condensed interim financial statements in conformity with the approved accounting standards requires the use of certain critical accounting estimates. It also requires management to exercise its judgment in the process of applying the Company's accounting policies. Estimates and judgments are continually evaluated and are based on historical experience and other factors, including expectation of future events that are believed to be reasonable under the circumstances. Actual results may differ from these estimates.

2.4 During the preparation of these condensed interim financial statements, the significant judgments made by management in applying the Company's accounting policies and the key sources of estimation and uncertainty are the same as those that were applied to financial statements of the Company for the year ended December 31, 2018.

## 3. SIGNIFICANT ACCOUNTING POLICIES

3.1 The significant accounting policies and the methods of computation adopted in the preparation of these condensed interim financial statements are consistent with those applied in the preparation of the annual financial statements of the Company for the year ended December 31, 2018.

There are certain new International Financial Reporting Standards (IFRS), amendments and interpretations to published IFRS that are mandatory for the Financial year beginning on January 1, 2019, mentioned below:

- IFRS 15 'Revenue from contracts with customers'
- IFRS 16 'Leases'

Based on the Company's assessment, there is no significant impact of these changes on these condensed interim financial statements.

Further, IFRS 9 'Financial Instruments' also became applicable from January 1, 2019, however Securities and Exchange Commission of Pakistan through its S.R.O. No. 229 (1)/2019 dated February 14, 2019 has deferred application of the IFRS 9 till June 30, 2019. Accordingly, these condensed interim financial statements does not include the impacts of the aforementioned changes.

3.2 Taxes on income in the interim periods are accrued using the tax rates that would be applicable to expected total annual profit or loss of the Company.

(Amounts in thousand)

## 4. PROPERTY, PLANT AND EQUIPMENT

	(Unaudited) March 31, 2019	(Audited) December 31, 2018
------(Rupees)-----		
Operating assets (note 4.1)	317,474	337,501
Capital work in progress (note 4.2)	212,178	177,336
	<u>529,652</u>	<u>514,837</u>

4.1 Additions to operating assets during the period / year amounted to Rs. nil (December 31, 2018: Rs. 224,490). Operating assets costing Rs. 138 (December 31, 2018: Rs. 874) having a net book value of Rs. 72 (December 31, 2018: Rs. 310), were disposed off during the period / year for Rs. 98 (December 31, 2018: Rs. 484).

4.2 This mainly represents advance paid to suppliers for purchase of operating assets and internally generated intangible assets

## 5 LOANS, ADVANCES AND PREPAYMENTS

During the period, the Company extended a subordinated loan of Rs. 262,676 (December 31, 2018: Rs. nil) to Engro Energy Limited, a wholly-owned subsidiary company. The loan carries markup payable on quarterly basis equal to 6 months KIBOR plus a margin of 2.00% per annum.

## 6 RECEIVABLES

These include amounts of Rs. 2,253,936 (December 31, 2018: nil), Rs. 153,220 (December 31, 2018: nil) and Rs.700,256 (December 31, 2018: nil) on account of dividend receivable from Engro Fertilizers Limited, Engro Polymer & Chemicals Limited and Elengy Terminal Pakistan Limited (subsidiary companies).

## 7 CONTINGENCIES AND COMMITMENTS

Significant changes in the status of contingencies and commitments reported in the annual financial statements for the year ended December 31, 2018 are as follows:

### 7.1 Contingencies

There are no significant changes in the status of contingencies as reported in note 18 of the financial statements of the Company for the year ended December 31, 2018.

### 7.2 Commitments

	(Unaudited) March 31, 2019	(Audited) December 31, 2018
------(Rupees)-----		
Commitments in respect of capital expenditure	391,065	230,687

(Amounts in thousand)

## 8 EARNINGS PER SHARE

As at March 31, 2019 there is no dilutive effect on the basic earnings per share of the Company. Earnings per share is based on the following:

	Three months ended	
	March 31, 2019	March 31, 2018
	------(Rupees)-----	
Profit for the period	<u>3,832,103</u>	<u>3,146,366</u>
	(Number of shares)	
Weighted average number of ordinary shares	<u>523,785</u>	<u>523,785</u>

## 9 CASH UTILIZED IN OPERATIONS

	Three months ended	
	March 31, 2019	March 31, 2018
	------(Rupees)-----	
Profit before taxation	4,631,234	3,763,813
Adjustment for non-cash charges and other items:		
Depreciation	19,954	13,312
Amortization	5,215	1,029
(Gain) / loss on disposal of property, plant and equipment	(26)	13
Provision for retirement and other service benefits	45,352	28,378
Income on deposits / other financial assets	(1,630,614)	(1,007,104)
Dividend income	(3,377,412)	(2,777,361)
Royalty income	(247,241)	(218,291)
Financial charges	34,157	34,980
Working capital changes (note 9.1)	<u>(719,224)</u>	<u>(952,828)</u>
	<u>(1,238,604)</u>	<u>(1,114,059)</u>

### 9.1 Working capital changes

(Increase) / decrease in current assets

- Loans, advances, deposits and prepayments	(33,212)	(14,432)
- Receivables (net)	<u>(227,583)</u>	<u>(267,478)</u>
	(260,794)	(281,911)

Decrease in current liabilities

- Trade and other payables including other service benefits (net)	<u>(458,430)</u>	<u>(670,917)</u>
	<u>(719,224)</u>	<u>(952,828)</u>

## 10 CASH AND CASH EQUIVALENTS

Short term investments	57,906,349	42,799,438
Cash and bank balances	<u>182,617</u>	<u>353,566</u>
	<u>58,088,966</u>	<u>43,153,003</u>

(Amounts in thousand)

## 11 FINANCIAL RISK MANAGEMENT AND FINANCIAL INSTRUMENTS

### 11.1 Financial risk factors

The Company's activities expose it to a variety of financial risks: market risk (including currency risk and interest rate risk), credit risk and liquidity risk

There have been no changes in the risk management policies of the Company during the period, consequently these condensed interim financial statements do not include all the financial risk management information and disclosures required in the annual financial statements.

### 11.2 Fair value estimation

The carrying value of all financial assets and liabilities reflected in these condensed interim financial statements approximate their fair values. The table below analyses financial instruments carried at fair value by valuation method. The different level have been defined as follows:

- Quoted prices (unadjusted) in active markets for identical assets or liabilities (level 1);
- Inputs other than quoted prices included within level 1 that are observable for the asset or liability, either directly (i.e. as prices) or indirectly (i.e. derived from prices) (level 2); and
- Inputs for the asset or liability that are not based on observable market data (level 3).

	Level 1	Level 2	Level 3	Total
	------(Rupees)-----			
<b>Assets</b>				
Financial assets at fair value through profit or loss				
- Treasury Bills / Pakistan Investment Bonds / units of mutual funds	<u>3,051,553</u>	<u>58,356,346</u>	<u>-</u>	<u>61,407,899</u>
Financial assets held to maturity				
- Fixed income placement Available for sale	<u>-</u>	<u>32,500</u>	<u>-</u>	<u>32,500</u>
- Term finance certificates	<u>-</u>	<u>4,301,379</u>	<u>-</u>	<u>4,301,379</u>

There were no transfers amongst the levels during the period. Further, there were no changes in the valuation techniques during the period.

### 11.3 Valuation techniques used to derive fair values.

Level 1 fair valued instruments comprise mutual fund units.

Level 2 fair valued instruments comprise treasury bills and fixed income placements which are valued using discounted cash flow model.



(Amounts in thousand)

## 12 TRANSACTIONS WITH RELATED PARTIES

Related parties comprise subsidiaries, joint venture companies, associated companies, other companies with common directors, retirement benefit funds, directors and key management personnel. Details of transactions with related parties during the period, other than those which have been disclosed elsewhere in these condensed interim financial statements, are as follows:

	Three months ended	
	March 31, 2019	March 31, 2018
	------(Rupees)-----	
<b>Parent Company</b>		
Reimbursements of expense	75,967	6,890
<b>Subsidiary companies</b>		
Purchases and services	303,294	251,865
Mark up from subsidiaries	8,198	12,208
Disbursement of loan	262,676	-
Repayment of loan by subsidiary companies	-	296,542
Investment	-	301,000
Unwinding of discount on TFCs	89,469	82,254
Dividend receivable	3,362,779	2,552,361
Royalty Income, net of sales tax	247,241	218,291
Reimbursements	14,264	118,278
Service fees against Corporate Guarantees	3,427	2,725
<b>Associated companies</b>		
Purchases and services	101,375	55,290
Reimbursement to associated companies	5,966	5,717
Bank charges	8	14
<b>Joint venture</b>		
Services rendered	11,427	10,720
Dividend received	270,000	225,000
Reimbursement to Joint Venture company	232	873
<b>Others</b>		
Remuneration of key management personnel	134,470	78,389
Reimbursements to key management personnel	25,751	296
Profit on Term Finance Certificates	9,700	9,784
Retirement Benefits	22,401	19,889
Directors' fees	48,600	17,075

(Amounts in thousand)

## 13 NON-ADJUSTING EVENTS AFTER BALANCE SHEET DATE

- 13.1 The Board of Directors of Engro Vopak Terminal Limited, a joint venture company, in its meeting held on April 12, 2019 has declared dividend of Rs 6.00 per share for the year ending December 31, 2019. These condensed interim financial statements do not reflect the dividend receivable.
- 13.2 The members of the Company in the Annual General Meeting held on April 24, 2019 approved the issue of bonus shares in the proportion of 10 shares for every 100 shares held, in addition to a final cash dividend of Rs. 2.00 per share for the year ended December 31, 2018 amounting to Rs. 1,047,570. The effect of these distributions have not been incorporated in these condensed interim financial statements.
- 13.3 The Board of Directors of the Company in its meeting held on April 25, 2019 has approved an interim cash dividend of Rs 7.00 per share for the year ending December 31, 2019. These condensed interim financial statements do not reflect the dividend payable.

## 14 CORRESPONDING FIGURES

Corresponding figures have been rearranged and reclassified for better presentation, wherever considered necessary, the effect of which is not material.

## 15 DATE OF AUTHORISATION FOR ISSUE

These condensed interim financial statements were authorized for issue on April 25, 2019 by the Board of Directors of the Company.



Abdul Samad Dawood  
Vice Chairman



Hasnain Moochhala  
Chief Financial Officer



Ghias Khan  
President and Chief Executive




**consolidated condensed  
interim financial information.**

## consolidated condensed interim statement of financial position as at march 31, 2019

(Amounts in thousand)	Note	(Unaudited) March 31, 2019	(Audited) December 31, 2018
		------(Rupees)-----	
<b>ASSETS</b>			
<b>Non-current assets</b>			
Property, plant and equipment	5	210,360,160	204,408,878
Intangible assets		379,574	317,539
Long term investments	6	31,916,015	31,590,380
Deferred taxation		192,912	384,612
Long term loans, advances and other receivables		4,028,497	4,092,566
		<u>246,877,158</u>	<u>240,793,975</u>
<b>Current assets</b>			
Stores, spares and loose tools		7,732,340	7,687,869
Stock-in-trade		18,350,641	17,228,278
Trade debts		15,175,398	18,629,468
Loans, advances, deposits and prepayments		3,317,825	3,170,670
Other receivables		11,931,571	11,447,568
Accrued income		528,697	524,809
Short term investments		86,453,904	81,791,320
Cash and bank balances		16,494,426	11,880,811
		<u>159,984,802</u>	<u>152,360,793</u>
<b>TOTAL ASSETS</b>		<u><u>406,861,960</u></u>	<u><u>393,154,768</u></u>



Abdul Samad Dawood  
Vice Chairman



Hasnain Moochhala  
Chief Financial Officer



Ghias Khan  
President and Chief Executive

## consolidated condensed interim statement of financial position as at march 31, 2019

((Amounts in thousand))	Note	(Unaudited) March 31, 2019	(Audited) December 31, 2018
		------(Rupees)-----	
<b>EQUITY &amp; LIABILITIES</b>			
<b>Equity</b>			
Share capital		5,237,848	5,237,848
Share premium		13,068,232	13,068,232
Revaluation reserve on business combination		20,531	23,082
Maintenance reserve		156,301	156,301
Exchange revaluation reserve		416,756	395,605
Hedging reserve		(25,117)	(24,969)
General reserve		4,429,240	4,429,240
Unappropriated profit		117,103,711	113,100,747
Remeasurement of post-employment benefits		(71,092)	(71,092)
		<u>135,098,562</u>	<u>131,077,146</u>
Non-Controlling Interest	7	140,336,410	136,314,994
		<u>52,029,807</u>	<u>49,272,245</u>
<b>Total Equity</b>		<u>192,366,217</u>	<u>185,587,239</u>
<b>Liabilities</b>			
<b>Non-current liabilities</b>			
Borrowings	8	124,637,360	121,110,471
Deferred taxation		8,558,834	8,428,363
Deferred liabilities		175,002	259,786
		<u>133,371,196</u>	<u>129,798,620</u>
<b>Current liabilities</b>			
Trade and other payables		49,127,858	50,371,278
Accrued interest / mark-up		4,429,901	2,242,686
Current portion of :			
- borrowings		12,064,168	10,315,924
- deferred liabilities		90,955	113,852
Taxes payable		8,274,869	7,642,916
Short term borrowings		4,307,119	6,641,207
Dividend payable		2,421,654	25,683
Unclaimed dividends		408,023	415,363
		<u>81,124,547</u>	<u>77,768,909</u>
<b>Total Liabilities</b>		<u>214,495,743</u>	<u>207,567,529</u>
<b>Contingencies and Commitments</b>	9		
<b>TOTAL EQUITY AND LIABILITIES</b>		<u><u>406,861,960</u></u>	<u><u>393,154,768</u></u>

The annexed notes 1 to 19 form an integral part of these consolidated condensed interim financial statements.



Abdul Samad Dawood  
Vice Chairman



Hasnain Moochhala  
Chief Financial Officer



Ghias Khan  
President and Chief Executive

consolidated condensed interim  
statement of profit or loss (unaudited)  
for the three months ended march 31, 2019


(Amounts in thousand except for earnings per share)

	Note	Three months ended	
		March 31, 2019	March 31, 2018
------(Rupees)-----			
Revenue		40,647,358	33,524,875
Cost of revenue		(28,645,147)	(21,966,894)
<b>Gross profit</b>		<b>12,002,211</b>	<b>11,557,981</b>
Selling and distribution expenses		(1,740,448)	(1,839,444)
Administrative expenses		(1,344,168)	(883,906)
		8,917,595	8,834,631
Other income		2,347,832	2,639,711
Other operating expenses		(701,896)	(597,643)
Finance cost		(1,515,108)	(1,223,125)
Share of income from joint ventures and associates		409,732	416,051
<b>Profit before taxation</b>		<b>9,458,155</b>	<b>10,069,625</b>
Taxation		(2,893,228)	(3,232,263)
<b>Profit for the period</b>		<b>6,564,927</b>	<b>6,837,362</b>
Profit attributable to:			
- Owners of the Holding Company		4,009,982	4,193,652
- Non-controlling Interest		2,554,945	2,643,710
		6,564,927	6,837,362
Earnings per share - basic and diluted	10	7.66	8.01

The annexed notes 1 to 19 form an integral part of these consolidated condensed interim financial statements.



Abdul Samad Dawood  
Vice Chairman



Hasnain Moochhala  
Chief Financial Officer



Ghias Khan  
President and Chief Executive

consolidated condensed interim  
statement of comprehensive income (unaudited)  
for the three months ended march 31, 2019


(Amounts in thousand)

	Note	Three months ended	
		March 31, 2019	March 31, 2018
------(Rupees)-----			
Profit for the period		6,564,927	6,837,362
Other comprehensive income:			
Items that may be reclassified subsequently to profit or loss			
Hedging reserve - cash flow hedges			
Profit arising during the period		-	18,300
Less: Reclassification adjustments for (profit) / loss included in statement of profit or loss		(215)	407
		(215)	18,707
Revaluation reserve on business combination		(5,250)	(5,250)
Exchange differences on translation of foreign operations		30,621	82,333
		25,156	95,790
Less: Income tax relating to revaluation reserve on business combination		1,680	1,680
Other comprehensive income for the period, net of tax		26,836	97,470
<b>Total comprehensive income for the period</b>		<b>6,591,763</b>	<b>6,934,832</b>
Total comprehensive income attributable to:			
- Owners of the Holding Company		4,028,434	4,259,867
- Non-controlling Interest		2,563,329	2,674,965
		6,591,763	6,934,832

The annexed notes 1 to 19 form an integral part of these consolidated condensed interim financial statements.



Abdul Samad Dawood  
Vice Chairman



Hasnain Moochhala  
Chief Financial Officer




Ghias Khan  
President and Chief Executive

consolidated condensed interim  
statement of changes in equity (unaudited)  
for the three months ended march 31, 2019

(Amounts in thousand)

	Attributable to owners of the Holding Company											
	Capital reserves						Revenue reserves					
	Share capital	Share premium	Revaluation reserve on business combination	Maintenance reserve	Exchange revaluation reserve	Hedging reserve	General reserve	Un-appropriated profit	Remeasurement of post employment benefits - Actuarial (loss)	Sub total	Non-controlling interest	Total
	-----Rupees-----											
Balance as at January 1, 2018 (audited)	5,237,848	13,068,232	33,284	156,301	82,112	(68,921)	4,429,240	108,586,694	(69,056)	131,455,734	39,618,743	171,074,477
Total comprehensive income for the three months ended March 31, 2018 (unaudited)	-	-	-	-	-	-	-	-	-	-	-	-
Profit for the period	-	-	-	-	-	-	-	4,193,652	-	4,193,652	2,643,710	6,837,362
Other comprehensive income -	-	-	(2,550)	-	55,878	12,887	-	66,215	-	66,215	31,255	97,470
	-	-	(2,550)	-	55,878	12,887	-	4,193,652	-	4,259,867	2,674,965	6,934,832
Transactions with owners	-	-	-	-	-	-	-	-	-	-	-	-
Dividend by subsidiary allocable to Non-Controlling Interest	-	-	-	-	-	-	-	-	-	-	(2,135,437)	(2,135,437)
Share issuance cost	-	-	-	-	-	-	-	(5,586)	-	(5,586)	(14,869)	(20,455)
	-	-	-	-	-	-	-	(5,586)	-	(5,586)	(2,150,306)	(2,155,892)
Balance as at March 31, 2018 (unaudited)	5,237,848	13,068,232	30,734	156,301	137,990	(56,034)	4,429,240	112,774,760	(69,056)	135,710,015	40,143,402	175,853,417
Total comprehensive income for the nine months ended December 31, 2018	-	-	-	-	-	-	-	8,513,874	-	8,513,874	8,280,497	16,794,371
Profit for the period	-	-	-	-	-	-	-	8,513,874	-	8,513,874	8,280,497	16,794,371
Other comprehensive income	-	-	(7,652)	-	25,715	31,065	-	(928)	2,521	282,621	126,209	408,830
	-	-	(7,652)	-	25,715	31,065	-	8,512,946	2,521	8,796,495	8,406,706	17,203,201
Transactions with owners	-	-	-	-	-	-	-	-	-	-	-	-
Issuance of right shares of subsidiary company	-	-	-	-	-	-	-	-	-	2,331,153	2,331,153	2,331,153
Share issuance cost	-	-	-	-	-	-	-	(7,588)	-	(7,588)	7,281	7,281
Advance against issue of share capital	-	-	-	-	-	-	-	-	-	1,997,646	1,997,646	1,997,646
Reclassification of actuarial gain on withdrawal of gratuity scheme	-	-	-	-	-	-	-	4,557	(4,557)	-	-	-
Disposal of subsidiary company	-	-	-	-	-	-	-	2,815,554	-	2,815,554	1,520,229	4,335,783
Dividend by subsidiaries allocable to Non-Controlling Interest	-	-	-	-	-	-	-	-	-	-	(5,141,760)	(5,141,760)
Final cash dividend for the year ended December 31, 2017 @ Rs. 2.00 per share	-	-	-	-	-	-	-	(1,047,570)	-	(1,047,570)	-	(1,047,570)
1st Interim cash dividends @ Rs.5.00 per share for the year ended December 31, 2018	-	-	-	-	-	-	-	(2,618,924)	-	(2,618,924)	-	(2,618,924)
2nd Interim cash dividends @ Rs.7.00 per share for the year ended December 31, 2018	-	-	-	-	-	-	-	(3,666,494)	-	(3,666,494)	-	(3,666,494)
3rd Interim cash dividends @ Rs.7.00 per share for the year ended December 31, 2018	-	-	-	-	-	-	-	(3,666,494)	-	(3,666,494)	-	(3,666,494)
	-	-	-	-	-	-	-	(8,186,959)	(4,557)	(8,191,516)	722,137	(7,469,379)
Balance as at December 31, 2018 (audited)	5,237,848	13,068,232	23,082	156,301	395,605	(24,969)	4,429,240	113,100,747	(71,092)	136,314,994	49,272,245	185,587,239
Total comprehensive income for the three months ended March 31, 2019 (unaudited)	-	-	-	-	-	-	-	4,009,982	-	4,009,982	2,554,945	6,564,927
Profit for the period	-	-	-	-	-	-	-	4,009,982	-	4,009,982	2,554,945	6,564,927
Other comprehensive income	-	-	(2,551)	-	21,151	(148)	-	-	-	18,452	8,384	26,836
	-	-	(2,551)	-	21,151	(148)	-	4,009,982	-	4,028,434	2,563,329	6,591,763
Transactions with owners	-	-	-	-	-	-	-	-	-	-	-	-
Dividend by subsidiary allocable to Non-Controlling Interest	-	-	-	-	-	-	-	-	-	-	(2,421,654)	(2,421,654)
Issuance of right shares of subsidiary company (note 6)	-	-	-	-	-	-	-	(7,018)	-	(7,018)	2,608,869	2,608,869
	-	-	-	-	-	-	-	(7,018)	-	(7,018)	194,233	187,215
Balance as at March 31, 2019 (unaudited)	5,237,848	13,068,232	20,531	156,301	416,756	(25,117)	4,429,240	117,103,711	(71,092)	140,336,410	52,029,807	192,366,217

The annexed notes 1 to 19 form an integral part of these consolidated condensed interim financial statements.

  
Abdul Samad Dawood  
Vice Chairman

  
Hasnain Moochhala  
Chief Financial Officer


  
Ghias Khan  
President and Chief Executive


consolidated condensed interim  
statement of cash flows (unaudited)  
for the three months ended march 31, 2019

(Amounts in thousand)

Note	Three months ended	
	March 31, 2019	March 31, 2018
	-----Rupees-----	
<b>Cash flows from operating activities</b>		
Cash generated from operations	12,137,747	10,643,526
Retirement and other service benefits paid	(158,531)	(124,277)
Finance cost paid	(909,786)	(1,304,737)
Taxes paid	(1,937,784)	(626,521)
Long term loans and advances - net	(43,769)	20,156
Net cash generated from operating activities	9,087,877	8,608,147
<b>Cash flows from investing activities</b>		
Purchase of property, plant and equipment (PPE)	(5,232,613)	(4,618,124)
Sale proceeds on disposal of property, plant and equipment (PPE)	46,268	803
Income on deposits / other financial assets	2,192,955	1,020,311
Investment in associates	(185,904)	-
Investments made during the period - net	9,106,505	6,939,710
Dividends received	270,000	225,000
Net cash generated from investing activities	6,197,211	3,567,700
<b>Cash flows from financing activities</b>		
Proceeds from / (repayment of) borrowings - net	4,071,540	(2,887,646)
Proceeds from issuance of right shares	2,629,032	-
Share issuance cost	(20,163)	(20,455)
Unclaimed dividends	(2,995)	(10,128)
Dividends paid	(30,027)	-
Net cash generated from / (utilized in) financing activities	6,647,387	(2,918,229)
Net increase in cash and cash equivalents	21,932,475	9,257,618
Cash and cash equivalents at beginning of the year	71,639,638	43,876,320
Cash and cash equivalents at end of the period	93,572,113	53,133,938

The annexed notes 1 to 19 form an integral part of these consolidated condensed interim financial statements.

  
Abdul Samad Dawood  
Vice Chairman

  
Hasnain Moochhala  
Chief Financial Officer

  
Ghias Khan  
President and Chief Executive

# notes to the consolidated condensed interim financial statements (unaudited) for the three months ended march 31, 2019

(Amounts in thousand)

## 1. LEGAL STATUS AND OPERATIONS

Engro Corporation Limited (the Holding Company), is a public listed company incorporated in Pakistan and its shares are quoted on Pakistan Stock Exchange Limited. The Holding Company is a subsidiary of Dawood Hercules Corporation Limited (the Parent Company). The principal activity of the Holding Company, is to manage investments in subsidiary companies, associated companies and joint venture, engaged in fertilizers, PVC resin manufacturing and marketing, food, energy, LNG and chemical terminal and storage businesses. The Holding Company's registered office is situated at 7th & 8th floors, The Harbour Front Building, HC # 3, Block 4, Marine Drive, Clifton, Karachi.

### 1.1 The "Group" consists of:

**Holding Company** - Engro Corporation Limited

**Associated Companies:** Associated companies are entities over which the Group has significant influence but not control.

**Subsidiary Companies:** Companies in which the Holding Company owns over 50% of voting rights, or companies directly controlled by the Holding Company:

	%age of direct share holding	
	"March 31, 2019"	December 31, 2018
-Engro Energy Limited	100	100
-Engro Eximp Agriproducts (Private) Limited	100	100
-Engro Infiniti (Private) Limited	100	100
-Engro Fertilizers Limited	56.27	56.27
-Engro Polymer and Chemicals Limited	56.19	56.19
-Elengy Terminal Pakistan Limited	56	56
<b>Joint Venture Company:</b>		
-Engro Vopak Terminal Limited	50	50
<b>Associated Company:</b>		
-Engro Foods Limited	39.9	39.9

(Amounts in thousand)

## 2. BASIS OF PREPARATION

2.1 These consolidated condensed interim financial statements have been prepared in accordance with the accounting and reporting standards as applicable in Pakistan for interim financial reporting. The accounting and reporting standards as applicable in Pakistan for interim financial reporting comprise of:

- International Accounting Standards (IAS) 34, Interim Financial Reporting, issued by the International Accounting Standards Board (IASB) as notified under the Companies Act, 2017:
- Provisions of and directives issued under the Companies Act, 2017.

Where the provisions of and directives issued under the Companies Act, 2017 differ with the requirements of IAS 34, the provisions of and directives issued under the Companies Act, 2017 have been followed

2.2 The preparation of these consolidated condensed interim financial statements in conformity with the approved accounting standards requires the use of certain critical accounting estimates. It also requires management to exercise its judgment in the process of applying the Group's accounting policies. Estimates and judgments are continually evaluated and are based on historical experience and other factors, including expectation of future events that are believed to be reasonable under the circumstances. Actual results may differ from these estimates.

2.3 During the preparation of these consolidated condensed interim financial statements, the significant judgements made by management in applying the Group's accounting policies and the key sources of estimation and uncertainty were the same as those that apply to the consolidated financial statements of the Group for the year ended December 31, 2018.

2.4 These consolidated condensed interim financial statements do not include all the information required for consolidated annual financial statements and therefore should be read in conjunction with the audited consolidated annual financial statements of the Group for the year ended December 31, 2018.

## 3. BASIS OF CONSOLIDATION

3.1 The condensed interim financial statements of the subsidiary companies have been consolidated on a line by line basis. The carrying value of investments held by the Holding Company is eliminated against the subsidiaries' share capital and pre-acquisition reserves.

3.2 Non-controlling interest has been presented as a separate item in these consolidated condensed interim financial statements. All material intercompany balances and transactions have been eliminated.

3.3 The Group's interest in jointly controlled and associated entities i.e. Engro Vopak Terminal Limited, Engro Foods Limited, Sindh Engro Coal Mining Company Limited, GEL Utility Limited and SiddiqueSons Energy Limited has been accounted for using the equity method.

3.4 These consolidated condensed interim financial statements are presented in Pakistan Rupees, which is the Holding Company's functional currency. Foreign currency transactions are translated into the functional currency using the exchange rates prevailing at the date of the transactions. Foreign exchange gains and losses resulting from the settlement of such transactions and from the translation at year-end exchange rates of monetary assets and liabilities denominated in foreign currencies are recognized in the statement of comprehensive income, except where such gains and losses are directly attributable to the acquisition, construction or production of a qualifying asset, in which case, such gains and losses are capitalized as part of the cost of that asset.

## 4. ACCOUNTING POLICIES

4.1 The significant accounting policies adopted in the preparation of these consolidated condensed interim financial statements are the same as those applied in the preparation of audited annual consolidated financial statements of the Group for the year ended December 31, 2018.



(Amounts in thousand)

4.2 There are certain new International Financial Reporting Standards (IFRS) and amendments and interpretations to published IFRS that are mandatory for the financial year beginning on January 1, 2019, as mentioned below:

- IFRS 15 'Revenue from contracts with customers'
- IFRS 16 'Leases'

Based on the Group's assessment, there is no significant impact of the application of new IFRS on these consolidated condensed interim financial statements.

Further, IFRS 9 'Financial Instruments' also became applicable from January 1, 2019, however Securities and Exchange Commission of Pakistan through its S.R.O. No. 229 (1)/2019 dated February 14, 2019 has deferred application of the IFRS 9 till June 30, 2019. Accordingly, these condensed interim financial statements does not include the impacts of the aforementioned changes.

4.3 Taxes on income in the interim periods are accrued using the tax rate that would be applicable to expected total annual profit or loss.

## 5. PROPERTY, PLANT AND EQUIPMENT

Operating assets, at net book value (note 5.1)  
Capital work in progress - Expansion and other projects (note 5.3)  
Capital spares and standby equipments

(Unaudited) March 31, 2019	(Audited) December 31, 2018
------(Rupees)-----	

103,732,334	105,138,798
105,574,865	98,326,481
1,052,961	943,599
210,360,160	204,408,878

5.1 Additions to operating assets during the period are as follows:

Land  
Plant and machinery  
Building and civil works including pipelines  
Furniture, fixture and equipment  
Catalyst  
Vehicles  
Jetty  
Dredging

232,428	26,938
268,792	6,284,288
3,652	153,748
145,642	620,112
-	213,900
34,833	251,104
-	6,133
-	116,758
685,347	7,672,981

5.2 During the period, assets costing Rs. 41,197 (December 31, 2018: Rs. 102,833), having net book value of Rs. 115 (December 31, 2018: Rs. 18,183) were disposed / written-off for Rs. 46,268 (December 31, 2018: 40,830).

5.3 Capital work in progress - Expansion and other projects

Balance at beginning of the period / year  
Add: Additions during the period / year  
Less: Transferred to:  
- operating assets  
- intangible assets  
- capital spares  
Balance at end of the period / year

(Unaudited) March 31, 2019	(Audited) December 31, 2018
------(Rupees)-----	

98,326,481	52,994,469
8,499,268	53,072,911
(1,245,765)	(7,603,696)
(5,119)	(134,505)
-	(2,698)
105,574,865	98,326,481

(Amounts in thousand)

## 6. LONG TERM INVESTMENTS

Balance at beginning of the period / year

	31,590,380	32,195,681
--	------------	------------

Add:

- Investment in associates (note 6.1)
- Share of profit for the period / year

	185,904	713,042
487,143		1,484,326

Less:

- Dividend received during the period / year
- Provision against tax contingency
- Provision for impairment

	(270,000)	(1,292,430)
(77,412)		(1,355,679)
-		(154,560)

Balance at end of the period / year

	31,916,015	31,590,380
--	------------	------------

6.1 This represents investment made during the period by Engro Energy Limited (EEL), a wholly owned subsidiary, in Sindh Engro Coal Mining Company Limited (SECMC).

## 7. NON CONTROLLING INTEREST

During the period, Engro Powergen Thar (Private) Limited (EPTL), subsidiary of EEL, has issued 123,593,943 fully paid preference shares of Rs. 10 each as fully paid right shares. These preference shares are cumulative, non-redeemable, non-convertible, non-participatory, non-voting and carry dividend at the rate of 11% US Dollars Internal Rate of Return (IRR). These preference shares have been classified in equity as per the requirements of the Companies Act, 2017.

Under the Articles of Association of EPTL, the dividend in respect of preference shares shall be paid, only if in any half financial year;

- EPTL has made a profit after tax;
- any and all losses incurred by EPTL have been fully recouped; and
- the Board of Directors has made a good faith determination setting aside out of the available profits for distribution, a sum for EPTL's investment and other cash needs over the next two financial half-years.

In addition, there would be no payment of dividend before the commencement of commercial operations. As per the arrangement with the preference shareholder, coupon rate will be determined after Commercial Operation Date such that the preference shareholder gets 11% IRR in US Dollar terms over the term of investment. If no adjustment is made in preference shares coupon and 11% annual return is assumed on preference shares from the date of investment, the cumulative dividend on preference shares as on March 31, 2019 amounts to Rs. 2,752,354 (December 31, 2018: Rs. 2,484,685) which has not been recognized in these consolidated condensed interim financial statements.

## 8. BORROWINGS

8.1 During the period, Engro Polymer and Chemicals Limited (EPCL), a subsidiary company, has reprofiled its debt structure through issuance of sukuk bonds of Rs. 8,750,000. These bonds carry a quarterly rental rate of 3 months KIBOR + 0.9% and are repayable over a period of 7.5 years.

8.2 During the period, EPTL has made further draw downs aggregating to Rs. 3,630,000.

8.3 During the period, principal repayments of long term loan from a bank and subordinated sukuk aggregating to Rs. 660,000 were made by Engro Fertilizers Limited (EFERT), a subsidiary company.

(Amounts in thousand)

## 9. CONTINGENCIES AND COMMITMENTS

Significant changes in the status of contingencies and commitments reported in the annual financial statements for the year ended December 31, 2018 are as follows :

### 9.1 Contingencies

9.1.1 During the period, EEL furnished 10 bank guarantees amounting to USD 50 each, to Baluchistan Power Development Board to acquire Letter of Intents / development rights for 50MW x 10 project sites located in Chagai corridor (area of Baluchistan). These gurantees shall expire in February 2021.

### 9.2 Commitments

9.2.1 Commitments in respect of capital expenditure contracted but not incurred amount to Rs. 23,355,386 (2018: Rs. 23,026,122).

## 10. EARNINGS PER SHARE - BASIC AND DILUTED

There is no dilutive effect on the basic earnings per share of the Group, which is based on:

Profit for the period attributable to the owners of the Holding Company

Weighted average number of ordinary shares

Three months ended	
March 31, 2019	March 31, 2018
------(Rupees)-----	

4,009,982	4,193,652
------(Number in thousands)-----	
523,785	523,785

## 11. CASH GENERATED FROM OPERATIONS

Profit before taxation

Adjustment for non-cash charges and other items:

Depreciation and amortization  
Gain on disposal / write off of property, plant and equipment  
Provision for retirement and other service benefits  
Income on deposits / other financial assets  
Share of income from joint venture and associated companies  
Finance cost  
Foreign currency translations  
Working capital changes (note 11.1)

### 11.1 Working capital changes

Increase / (decrease) in current assets

- Stores spares and loose tools  
- Stock-in-trade  
- Trade debts  
- Loans, advances, deposits and prepayments  
- Other receivables - net

Decrease in current liabilities

- Trade and other payables including other service benefits - net

Three months ended	
March 31, 2019	March 31, 2018
------(Rupees)-----	

9,458,155	10,069,625
2,035,549	1,853,363
(16,324)	(529)
90,071	57,091
(2,130,736)	(1,082,307)
(409,732)	(416,051)
1,401,688	1,190,334
105,495	354,242
1,603,581	(1,382,242)
12,137,747	10,643,526

(39,895)	(288,452)
(1,134,853)	(39,574)
3,437,715	2,390,040
305,965	79,483
(864,094)	(623,986)
1,704,838	1,517,511
(101,257)	(2,899,753)
1,603,581	(1,382,242)

(Amounts in thousand)

## 12. CASH AND CASH EQUIVALENTS

Cash and bank balances  
Short term investments  
Short term borrowings

16,494,426	9,421,359
81,384,806	48,899,401
(4,307,119)	(5,186,822)
93,572,113	53,133,938

## 13. FINANCIAL RISK MANAGEMENT AND FINANCIAL INSTRUMENTS

### 13.1 Financial risk factors

The Group's activities expose it to a variety of financial risks including market risk, currency risk, interest rate risk, other price risk, credit risk and liquidity risk.

There have been no changes in the risk management policies during the period, consequently these condensed interim financial statements does not include all the financial risk management information and disclosures required in the annual financial statements.

### 13.2 Fair value estimation

The table below analyses financial instruments carried at fair value by valuation method. The different level have been defined as follows:

- Quoted prices (unadjusted) in active markets for identical assets or liabilities (level1)
- Inputs other than quoted prices included within level 1 that are observable for the asset or liability, either directly (i.e. as prices) or indirectly (i.e. derived from prices) (level 2)
- Inputs for the asset or liability that are not based on observable market data (level 3)

	Level 1	Level 2	Level 3	Total
------(Rupees)-----				
<b>Assets</b>				
Financial assets at fair value				
through profit or loss	3,051,553	66,624,201	-	69,675,754
Financial assets held to maturity	-	3,286,643	-	3,286,643
Available for sale	-	11,869,996	-	11,869,996

There were no transfers amongst the levels during the period. Further, there were no changes in the valuation techniques during the period.

- Level 1 fair valued instruments comprise mutual fund units.
- Level 2 fair valued instruments comprise treasury bills and fixed income placements which are valued using discounted cash flow model.
- The carrying value of all financial assets and liabilities reflected in these consolidated condensed interim financial statements approximate their fair value.

(Amounts in thousand)

#### 14. TRANSACTIONS WITH RELATED PARTIES

Related party comprise, joint venture companies, associates, other companies with common directors, retirement benefit funds, directors and key management personnel. Details of transactions with related parties during the period, other than those which have been disclosed elsewhere in these consolidated condensed interim financial statements, are as follows:

	Three months ended	
	March 31, 2019	March 31, 2018
	------(Rupees)-----	
<b>Parent Company</b>		
Reimbursements to Parent company	75,967	6,890
<b>Associated companies and joint ventures</b>		
Purchases and services	1,811,015	3,489,814
Dividends received	270,000	225,000
Long term loan received	-	144,928
Short term loan	14,373,880	-
Share capital issued	2,478,277	2,102,770
Interest on borrowing	364,076	12,353
Reimbursement to associated companies	143,727	108,699
Donations	14,500	-
Bank charges / interest on deposit	-	14
<b>Key Management Personnel</b>		
Remuneration paid to key management personnel / Directors	365,756	292,970
Reimbursements to key management personnel	25,906	296
Profit on Engro Rupiya Certificates	9,700	9,784
Directors' fees	49,850	18,957
<b>Contribution for Retirement benefits</b>	190,028	148,043

(Amounts in thousand)

#### 15. SEGMENT REPORTING

A business segment is a group of assets and operations engaged in providing products that are subject to risk and returns that are different from those of other business segments.

Type of segments	Nature of business
Fertilizer	Manufacture, purchase and market fertilizers.
Polymer	Manufacture, market and sell Poly Vinyl Chloride (PVC), PVC compounds and related chemicals.
Food	Manufacture, process and trade all kinds of raw and processed agricultural products.
Power and mining	Includes Independent Power Projects (IPP)
Other operations	Includes chemical terminal & storage services.

	Three months ended	
	March 31, 2019	March 31, 2018
	------(Rupees)-----	
<b>Revenue</b>		
Fertilizer	23,652,452	18,218,879
Polymer	9,343,634	8,687,202
Food	760,036	957,923
Power and mining	3,378,457	2,856,578
Other operations	7,178,355	5,832,884
Elimination - net	(3,665,576)	(3,028,591)
Consolidated	40,647,358	33,524,875
<b>Profit after taxation</b>		
Fertilizer	4,006,815	3,889,595
Polymer	1,094,158	1,448,109
Food	39,467	126,348
Power and mining	539,272	426,173
Other operations	4,653,895	3,666,644
Elimination - net	(3,768,680)	(2,719,507)
Consolidated	6,564,927	6,837,362
	(Unaudited) March 31, 2019	(Audited) December 31, 2018
	------(Rupees)-----	
<b>Assets</b>		
Fertilizer	120,750,842	117,721,049
Polymer	38,044,433	36,023,287
Food	31,701,780	31,554,174
Power and mining	141,317,566	133,172,457
Other operations	113,248,159	108,912,608
Elimination - net	(38,200,820)	(34,228,807)
Consolidated	406,861,960	393,154,768

(Amounts in thousand)

## 16. SEASONALITY

- 16.1 The Group's fertilizer business is subject to seasonal fluctuations as a result of two different farming seasons viz, Rabi (from October to March) and Kharif (from April to September). On an average fertilizer sales are more tilted towards Rabi season. The Group manages seasonality in the business through appropriate inventory management.
- 16.2 The Group's agri business is subject to seasonal fluctuation as majority of paddy / unprocessed rice is procured during the last quarter of the year which is the harvesting period for all rice varieties grown in Pakistan. However, rice is sold evenly throughout the year. The Group manages seasonality in the business through appropriate inventory management.

## 17. NON-ADJUSTING EVENT AFTER BALANCE SHEET DATE

- 17.1 The members of the Holding Company in the Annual General Meeting held on April 24, 2019 approved the issue of bonus shares in the proportion of 10 shares for every 100 shares held, in addition to a final cash dividend of Rs. 2.00 per share for the year ended December 31, 2018 amounting to Rs. 1,047,570. The effect of these distributions have not been incorporated in these consolidated condensed interim financial statements.
- 17.2 The Board of Directors of Engro Vopak Terminal Limited, a joint venture company, in its meeting held on April 12, 2019 has declared dividend of Rs 6.00 per share for the year ending December 31, 2019. These consolidated condensed interim financial statements does not include the effect of the said interim dividend.
- 17.3 The Board of Directors of the Holding Company, in its meeting held on April 25, 2019 has approved an interim cash dividend of Rs 7.00 per share for the year ending December 31, 2019. These condensed consolidated interim financial statements does not include the effect of the said interim dividend.

## 18. CORRESPONDING FIGURES


- 18.1 In order to comply with the requirements of International Accounting Standard 34 - 'Interim Financial Reporting', the consolidated condensed interim statement of financial position has been compared with the balances of annual consolidated financial statements of preceding financial year, whereas the consolidated condensed interim profit or loss account, consolidated condensed interim statement of comprehensive income, consolidated condensed interim statement of changes in equity and consolidated condensed interim statement of cash flows have been compared with the balances of comparable period of immediately preceding financial year.
- 18.2 Corresponding figures have been rearranged and reclassified, wherever necessary, for the purpose of comparison, the effects of which are not material.

## 19. DATE OF AUTHORISATION FOR ISSUE

These consolidated condensed interim financial statements were authorized for issue on April 25, 2019 by the Board of Directors of the Holding Company.



Abdul Samad Dawood  
Vice Chairman



Hasnain Moochhala  
Chief Financial Officer



Ghias Khan  
President and Chief Executive

## ڈائریکٹرز رپورٹ

اینٹگرو کارپوریشن لمیٹڈ کے ڈائریکٹرز اپنی رپورٹ جمع کرانے پر انتہائی مسرت کا اظہار کرتے ہیں جس کے ساتھ 31 مارچ 2019 کو ختم ہونے والی پہلی سہ ماہی کیلئے کمپنی کی عبوری مالیاتی بیانیہ بھی موجود ہے۔

اینٹگرو کی پہلی سہ ماہی کی کارکردگی اس بات کی گواہ ہے کہ تھر کا خواب شرمندہ تعبیر ہوا، اور کمپنی 660 میگا واٹ کے دونوں یونٹس سے قومی گرڈ میں بجلی کی پیداوار کی منتقلی میں کامیاب رہی۔ تھر کول منصوبے کے تحت مائننگ اور پاور کے دونوں منصوبے ثابت کریں گے کہ یہ ملک کیلئے گیم چینجر بنیں گے اور بے شمار گھرانوں کو روشنی مہیا کریں گے۔

کاروباری جائزہ:

سال 2019 کی پہلی سہ ماہی کیلئے کمپنی کی آمدن 40,647 ملین روپے رہی جو کہ گزشتہ برس کی اسی مدت کے دوران ہونے والی 33,525 ملین روپے آمدن کے مقابلے میں 21 فیصد زیادہ ہے۔ سال 2019 کی پہلی سہ ماہی کیلئے کمپنی کا بعد از ٹیکس منافع 6,565 ملین روپے رہا جو کہ گزشتہ برس کے منافع سے چار فیصد کم ہے، جبکہ بعد از ٹیکس منافع کے بعد حصص یافتگان سے منسوب رقم گزشتہ برس کے اسی عرصے کے دوران 4,194 ملین روپے سے کم ہو کر 4,010 ملین روپے رہی۔ توانائی کی بڑھتی ہوئی لاگت، روپے کی بے قدری اور افراط زر نے کمپنی کے منافع کو متاثر کیا۔ انفرادی بنیاد پر کمپنی کا بعد از ٹیکس منافع گزشتہ مالی سال کے اسی عرصے کے دوران ہونے والے 3,146 ملین روپے کے بعد از ٹیکس منافع کے مقابلے میں 3,832 ملین روپے رہا اور کمپنی کی فی حصص آمدن 7.32 روپے فی حصص رہی۔ بعد از ٹیکس منافع میں اضافہ بنیادی طور پر ڈیویڈنڈ اور سود پر مبنی آمدنی پر مشتمل ہے۔ بورڈ 31 دسمبر 2019 کو اختتام پذیر ہونے والے سال کیلئے فی حصص 7 روپے کے عبوری کیش ڈیویڈنڈ کے اعلان پر انتہائی مسرت محسوس کرتا ہے۔

اہم کاروباری شعبوں کی کارکردگی کے حوالے سے تفصیلی جائزہ مندرجہ ذیل ہے:

فرٹیلائزر:

فرٹیلائزر کے شعبے میں آمدن میں 30 فیصد کا اضافہ دیکھا گیا، جبکہ مالی سال 19 کی پہلی سہ ماہی کے دوران بعد از ٹیکس منافع گزشتہ مالی برس کے اسی عرصے کے مقابلے میں 3 فیصد اضافے سے 4,007 ملین روپے رہا۔ فرٹیلائزر پلانٹ کی بندش کے باعث پیداوار میں کمی رہی جس کے نتیجے میں سیکڑ میں 12 فیصد کمی واقع ہوئی۔

پیٹرو کیمیکلز:

پیٹرو کیمیکلز کے شعبے کی کارکردگی مناسب رہی، مالی سال 19 کی پہلی سہ ماہی کیلئے شعبے کی آمدنی گزشتہ مالی سال کے اسی عرصے 8 فیصد بڑھ کر 9,344 ملین روپے آمدن رہی، جبکہ بعد از ٹیکس منافع گزشتہ مالی سال کے اسی عرصے میں حاصل ہونے والے 1,448 ملین روپے کے بعد از ٹیکس منافع کے مقابلے میں 1,094 ملین روپے رہا۔

کول مائننگ اور پاور جزیٹ:

تھر کول مائننگ پراجیکٹ: تھر کے بلاک ٹو میں سالانہ 3.8 ملین ٹن کی کھدائی کا کام تیزی سے جاری ہے، بجلی کی پیداوار کیلئے کونسلے کی فراہمی کے عمل کا آغاز ہو چکا ہے اور سہ ماہی کے اختتام تک 52 ہزار ٹن کی فراہمی کی جا چکی تھی۔ اس مائننگ منصوبے سے کونسلے کی فراہمی میں بتدریج اضافہ کر کے اسے یومیہ 12 ہزار ٹن تک کی سطح تک لایا جائیگا تاکہ جون 2019 کی کمرشل آپریشن ڈیٹ (سی او ڈی) کے ہدف کو حاصل کیا جاسکے۔

تھر پاور جزیٹ پراجیکٹ:

18 مارچ 2019 پاکستان کی تاریخ کا ایک یادگار لمحہ تھا جب اینٹگرو پاور جن تھر لمیٹڈ (ای پی ٹی لٹل) نے کامیابی کے ساتھ 330 میگا واٹ کے اپنے پہلے یونٹ کو قومی گرڈ سے منسلک کیا اور یوں تھر کے کونسلے سے بجلی کے حصول کا برسوں پرانا خواب شرمندہ تعبیر ہوا۔ 14 اپریل 2019 کو 330 میگا واٹ کے دوسرے یونٹ کو بھی کامیابی کے ساتھ قومی گرڈ سے منسلک کیا گیا اور یوں اینٹگرو پاور جن تھر لمیٹڈ ملکی تاریخ میں کونسلے سے بجلی پیدا کرنے والے کسی بھی پلانٹ کو قومی گرڈ سے منسلک کرنے والی پہلی کمپنی بن گئی۔

قادر پور پاور پلانٹ:

یہ پاور پلانٹ گردش کیس پر چلتا ہے اور ان دنوں اس پاور پلانٹ کو معاہدے کے برعکس قادر پور کیس فیڈ سے کیس کی شدید قلت کا سامنا ہے، کیس فیڈ سے کیس کی اس قلت نے قادر پور پاور پلانٹ کو دستیاب کس موڈ پر ڈال دیا ہے۔ اس پلانٹ سے گزشتہ برس قومی گرڈ کو مجموعی طور پر 67 فیصد لوڈ فیڈر کے ساتھ 313 میگا واٹ فی گھنٹہ بجلی فراہم کی گئی جبکہ اس سے قبل کے سال میں لوڈ فیڈر 89 فیصد رہا تھا۔ لوڈ فیڈر میں یہ کمی موسم سرما کے دوران بجلی کی طلب میں کمی کے باعث ہوئی۔

اس شعبے نے موجودہ سہ ماہی کیلئے گزشتہ مالی سال کے اسی عرصے کے 669 ملین روپے کے بعد از ٹیکس منافع کے مقابلے میں 713 ملین روپے کا بعد از ٹیکس منافع حاصل کیا، گردش قرضوں کے باعث قابل وصول واجبات کا حجم بدستور انتہائی بلند سطح پر رہا، پاور سیکٹور اور کاروباری کمپنیوں کیلئے گردش قرضوں کا مسئلہ بدستور ایک چیلنج بنا ہوا ہے۔

ٹریٹمنٹ آپریٹرز:

موجودہ سہ ماہی کے دوران لٹل این جی اور کیمیکلز ٹریٹمنٹ دونوں کا منافع انتہائی تسلی بخش رہا۔ لٹل این جی ٹریٹمنٹ پر اس دوران 17 کارگو جہازوں کی ہینڈلنگ کی گئی جبکہ گزشتہ برس کے اسی عرصے کے دوران 18 کارگو جہازوں کی ہینڈلنگ کی گئی تھی۔ سہ ماہی کے دوران کیمیکلز کی درآمد میں کمی کے باعث کیمیکلز ٹریٹمنٹ کی کارکردگی میں بھی کمی رہی۔

نیز ٹرم آؤٹ لک:

اینٹگرو کارپوریشن تمام شعبہ جات میں سرمایہ کاری کے مواقع کیلئے سرکردار رہے گی، آمدن میں اضافے اور مختلف شعبوں میں سرمایہ کاری کے ذریعے حصص یافتگان کی قدر اور کسٹمر نہیں میں اضافہ کیا جائیگا، نئی ٹیکنالوجی میں سرمایہ کاری اور کارکردگی بڑھانے پر توجہ دی جائیگی۔

فرٹیلائزر:

مستقبل قریب میں مقامی یوریا مارکیٹ کے مستحکم رہنے کا امکان ہے۔ مالی سال 19 کی دوسری سہ ماہی میں DAP کی بین الاقوامی قیمتیں محدود رہنے کے امکانات ہیں، البتہ کاروبار پر روپے کی مزید بے قدری کے اثرات مرتب ہو سکتے ہیں جبکہ بلند قیمت اور موجود ذخائر کے باعث فاسفیٹ کی طلب محدود رہنے کے بھی امکانات ہیں۔

پیٹرو کیمیکلز:

بین الاقوامی PVC اور آنتھیلین کی قیمتوں کا انحصار عالمی معاشی صورتحال اور طلب و رسد پر رہے گا۔ مقامی کانسٹک سوڈا مارکیٹ کے مستحکم رہنے کے امکانات ہیں جبکہ بڑے اقتصادی اشاریوں اور معاشی پالیسیوں کے معاملات حل ہونے پر

PVC مارکیٹ کی ترقی متوقع ہے۔ کاروبار اس حوالے سے پر اعتماد ہے کہ تعمیراتی شعبے کی سرگرمیوں میں اضافے پر معیشت میں مثبت بدلاؤ دیکھا جاسکے گا اور اس کے نتیجے میں PVC کی طلب بھی بڑھے گی۔

کول مائننگ و پاور جزیٹ:

اینٹگرو ملک کو درپیش توانائی بحران میں کمی کے حوالے سے پیش پیش رہے گا۔ تھر کول مائننگ اور پاور پراجیکٹ دونوں اپنی تکمیل کی جانب پیش قدمی جاری رکھیں گے اور انشاء اللہ معاہدے کے مطابق منصوبے کی کوشش کیلئے جون 2019 کا ہدف حاصل کر لیا جائیگا۔ ہمارے توانائی سے متعلق کاروباری شعبہ جات قابل تجدید توانائی کے شعبے میں سرمایہ کاری کے مواقع کیلئے کوشاں رہیں گے۔

ٹریٹمنٹ آپریٹرز:

لٹل این جی ٹریٹمنٹ ملک کو درپیش توانائی بحران میں کمی کو دور کرنے کے حوالے سے انتہائی مثبت کردار ادا کر رہا ہے۔ توانائی کی موجودہ صورتحال کو مد نظر رکھتے ہوئے اس شعبے کی کارکردگی مستحکم رہنے کی توقع ہے۔ کیمیکلز کی صنعت کے بھی مستحکم رہنے کی توقعات ہیں اور اینٹگرو ووپاک ٹریٹمنٹ اپنے مارکیٹ شیئر کو برقرار رکھنے کیلئے کوشاں رہے گا۔

اعتراف:

ڈائریکٹرز کمپنی پر بھرپور اعتماد کرنے پر حصص یافتگان کے انتہائی مشکور ہیں۔ ہم یہ بات بھی ریکارڈ پر لانا چاہتے ہیں کہ اینٹگرو فیملی کے ہر ایک رکن کا عزم اور تھکنائی سوچ انتہائی قابل ستائش ہے اور ہم پر اعتماد ہیں کہ وہ مستقبل میں بھی ایسا کریں گے۔



حسین داؤد  
چیئرمین



غیاث خان  
صدر اور چیف ایگزیکٹو